



Market Research Report


**Survey of general practitioners about the
diagnosis and management of rheumatoid
arthritis**

Prepared for the National Audit Office

February 2009

Table of Contents


<u>Executive Summary</u>	3
<u>A - ABOUT YOU AND YOUR PRACTICE</u>	
Q1a Are you a:	8
Q1b Approximately how many hours do you work in a week?	9
Q2 In which strategic health authority are you based?	10
Q3a In which year did you first qualify as a doctor?	11
Q3b In which year did you take up post as a GP?	13
Q4 Are you a general practitioner with special interest (GPwSI) in rheumatoid arthritis?	15
Q5 Approximately how many patients with rheumatoid arthritis are on your practice's patient list?	16
<u>B - TRAINING AND KNOWLEDGE</u>	
Q6 How would you describe your medical knowledge of rheumatoid arthritis?	17
Q7a Did your pre-registration training cover rheumatoid arthritis?	23
Q7b How would you describe this training?	27
Q7c How well do you feel this training prepared you to recognise the symptoms of rheumatoid arthritis?	31
Q8 Please rank in order of the most commonly used, up to three ways in which you keep your medical knowledge of rheumatoid arthritis up to date.	36
Q9 Please show the extent to which you agree with the following statements:	48
<u>C- IDENTIFICATION OF RHEUMATOID ARTHRITIS</u>	
Q10 How would you rate your overall confidence in diagnosing a new patient with rheumatoid arthritis?	65
Q11a Do you use specific guidance or criteria to help you identify if a patient may have rheumatoid arthritis?	74
Q11b Please indicate which of the following guidance or criteria you use to help you identify if a patient may have rheumatoid?	75
Q12a Do you have access, when required, to support and advice to help you identify patients who may have rheumatoid arthritis?	76
Q12b Please rank in order of the most frequently used, up to three routes through which YOU HAVE ACCESSED support and advice to identify patients who may have rheumatoid arthritis?	76
Q12c Please rank in order of preference, the top three routes through which you think support and advice to identify patients who may have rheumatoid arthritis SHOULD be provided to GPs?	82
<u>D - LONG TERM CARE AND MANAGEMENT OF RHEUMATOID ARTHRITIS</u>	
Q13 From your experience, regarding the delivery of long term care for people with rheumatoid arthritis, can you indicate the extent of joint working locally in the following cases?	90
Q14 Do you have a shared protocol/arrangement with a local NHS acute trust(s) to monitor patients with rheumatoid arthritis in the community?	92
Q15 Do you have a role in the long term care of patients who have been diagnosed with rheumatoid arthritis?	93
Q16 Which of the following do you give patients who have been newly diagnosed with rheumatoid arthritis?	94

Survey of general practitioners about the diagnosis and management of rheumatoid arthritis	2	
--	---	--

Q17 Which of the following comorbidities associated with rheumatoid arthritis and its treatments do you monitor for patients with rheumatoid arthritis?	95
Q18 How often do you refer patients with rheumatoid arthritis to the following types of support?	100
Q19a Please indicate which of the following drugs you INITIATE for patients with suspected or confirmed rheumatoid arthritis:	121
Q19b Please indicate which of the following drugs you REPEAT prescriptions for patients with suspected or confirmed rheumatoid arthritis:	122
Q20 In your personal view, please rate the overall effectiveness of the NHS in the following aspects of caring for patients with rheumatoid arthritis?	123
Q21 In general, how well do you think NHS services meet the needs of people with rheumatoid arthritis in your area?	129
Q22 If there was one thing you could change about current services for rheumatoid arthritis, what would it be and why?	130

Appendix A

NAO Questionnaire for General Practitioners: Services for people with rheumatoid arthritis	131
--	-----

Survey of general practitioners about the diagnosis and management of rheumatoid arthritis	3	
--	---	--

Executive Summary

The study was conducted between 3rd Dec and 18th Jan in late 2008/early 2009, surveying 481 GPs based in England. 549 GPs started the survey with 481 GPs completing the survey.

Highlights

Respondent characteristics – there are very few general practitioners with a special interest (GPwSI) in rheumatoid arthritis (RA). Doctors worked an average of 45 hours per week. There was an average of 45 patients per practice with rheumatoid arthritis.

Training and Knowledge – the vast majority of respondents believe they have ‘very good’ or ‘some’ knowledge of RA. A majority of the respondents received pre-registration training in RA. For only a third of respondents, training in RA was in depth. However three quarters of the respondents felt their training prepared them well for recognising symptoms of RA. The respondents do not generally keep their knowledge of RA specifically up to date, but those that do tend to use medical journals/clinical research and online reading. There was agreement on the high importance of early identification of RA, and the potential to improve quality of life of patients suffering from it.

Identification of Rheumatoid Arthritis – the vast majority of respondents are very or somewhat confident in diagnosing RA in a new patient. Less than half will use any guidance to identify patients with RA, but most of those that do follow National Institute for Health and Clinical Excellence (NICE) guidelines. The respondents will most likely seek advice and support from a consultant rheumatologist.

Long Term Care and Management of Rheumatoid Arthritis – The respondents will most likely work with multi-disciplinary teams to deliver long-term care to patients with RA. About half of the respondents had a shared protocol with a local NHS acute trust to monitor patients with RA in the community. Only a small minority felt they took a lead role in the long term care of patients who have been diagnosed with RA. Anaemia, depression and osteoporosis are the most common co-morbidities that doctors monitor for patients with RA. Information about symptoms, treatments and organisations relating to RA were most commonly given by respondents to patients with newly diagnosed RA.

Physiotherapy is the support to which doctors most commonly refer patients with RA. Respondents were most likely to initiate and repeat prescriptions for non-steroidal anti-inflammatory drugs and pain killers. In addition, most respondents were prepared to repeat prescriptions for oral steroids and DMARDs.

Overall, the vast majority of respondents felt that the NHS was very or fairly effective at obtaining a prompt referral, establishing a diagnosis and providing services in the event of a flare up, but not very effective at providing support and care to help mobility and providing access to equipment to aid daily living.

Respondent Characteristics

79% of the respondents that answered the survey were a GP partner, with other categories including locum GP 5% and salaried doctor 8%.

42% of respondents qualified between 1975 & 1984, and 43% of respondents took up a post as a GP between 1985 & 1994.

Only 3% of the sample were GPs with a special interest (GPwSI) in RA.

The mean number of patients with RA that were on each respondent's practice's patient list was 45 patients.

Training and Knowledge

A large majority of the sample, 82%, said that they had 'some' knowledge of RA, with 14% feeling that they had a 'very good' knowledge of RA and 5% feeling they had little knowledge. This was not significantly influenced by the job title of the respondents, when they qualified, when they took up their post, if they had a special interest (GPwSI) in RA and how many patients with rheumatoid arthritis were on their patient list.

62% of respondents said that their pre-registration training did cover rheumatoid arthritis.

The more recently the doctors qualified and took up their post as a GP, the more likely the pre-registration training was to cover RA, with 81% of the doctors that qualified between 1995 & 2004 and 76% of the doctors that took up their post after 2004 indicated that their pre-registration training did cover RA.

Pre-registration training covering RA improved the knowledge of the doctors as 63% that did have training covering RA had 'very good knowledge' and 64% had 'some knowledge' of RA. Whereas 59% of the respondents that have 'little knowledge' of RA did not have pre-registration training covering RA.

When asked how the respondents would describe their training, the doctors that qualified between 1965 & 1984, all said their training was 'brief and did not involve practical training', whereas 29% of the doctors that qualified between 1995 & 2004 believed their training was 'In depth and involved practical training'.

Of the respondents whose training did cover RA, 36% described the training as 'brief, but involved practical training', and 30% said the training was 'brief and did not involve practical training'. 44% of the respondents that have a 'very good' knowledge of RA said that their training was 'In depth and involved practical training', and 60% of the respondents that said that they had 'little' knowledge RA described their training as 'brief and did not involve practical training'.

Also, of the respondents whose training did cover RA, 62% believed that the training prepared them to recognise the symptoms of RA 'fairly well', 15% said it prepared them 'very well' and 21% said it prepared them 'not very well'. This was not significantly influenced by which year the doctors qualified and which year they took their first post, as the large majority believed their training prepared them 'fairly well'.

Of the respondents who believe they have a 'very good' knowledge of RA, 82% believe their training prepared them 'very well' (41%) and 'fairly well' (41%) to recognise symptoms of RA.

100% of respondents who had 'in depth and involved practical training' said that they felt training prepared them 'very well' (52%) and 'fairly well' (48%) for recognising symptoms of RA.

Respondents did not tend to keep up to date on RA specifically. If they are to keep their knowledge of RA up to date, their two favourite methods are 'online reading' and 'regular reading of medical journals/clinical research'. This was not influenced by the doctor's job role or the amount of patients on their practice's list.

The three statements 'It is important to look actively for early signs of rheumatoid arthritis', 'An early diagnosis of rheumatoid arthritis is beneficial for patients' and 'Much can be done to improve the quality of life for people with rheumatoid arthritis' all scored 98% for strongly agree or agree, with 'An early diagnosis of rheumatoid arthritis is beneficial for patients' having 68% strongly agreeing with this statement.

Identification of Rheumatoid Arthritis

The majority (74%) of the respondents were 'somewhat confident' of diagnosing a new patient with RA, with 18% 'very confident' and 8% 'not very confident'. This was not significantly influenced by the doctor's job title, year they qualified, year they took their post and whether their pre-registration training covered RA.

100% of the respondents that have 'very good' knowledge of RA were 'very confident' 55% and 'somewhat confident' 45% in their overall confidence of diagnosing a new patient with RA, whereas respondents with 'little knowledge' are 'not very confident' 32% and 'somewhat confident' 64%.

99% of respondents that had training that was 'in depth and involved practical training' were 'very confident' 37% and 'somewhat confident' 62% in diagnosing a new patient with RA.

40% of the sample said that they do use a specific guidance or criteria to help identify if a patient may have RA. Of those, 80% use NICE guidance.

A majority (74%) of the sample believe that they do have access to support and advice to help identify patients who may have RA.

The highest ranked support and advice that the respondents have 'accessed' to identify patients who may have RA are 'Consultant rheumatologist' followed by local patient groups. The lowest ranked line of support the respondents have 'access' was the 'Royal College of General Practitioners'. This was not significantly influenced by the doctor's job role.

When asked what support and advice 'should' be provided to GPs 'Consultant rheumatologist' ranked highest followed by Local PCT, and the 'National Rheumatoid Arthritis Society (NRAS)' ranked lowest. This was not significantly influenced by the doctor's job role.

Long Term Care and Management of Rheumatoid Arthritis

When the respondents were asked 'From your experience, regarding the delivery of long term care for people with rheumatoid arthritis, can you indicate the extent of joint working locally in the following cases?', the highest scoring category was 'Between GPs and multi-disciplinary teams', followed by involvement in decisions about local healthcare commissioning. Least common was joint working with the PCT and the different players involved in RA care.

Only slightly over half of the sample (52%) said that they have a shared protocol/arrangement with a local NHS acute trust to monitor patients with RA in the community.

When asked if the respondents have a role in the long term care of patients who have been diagnosed with RA, the majority of the GP sample (75%) said 'Yes, but a specialist takes the lead role in managing and monitoring their care'.

The responses to what support the respondents give to patients who have been newly diagnosed with RA were widely spread, with 'Details of organizations to contact further information and support' the most common (62%). Written information about the symptoms and treatments for RA was also given to patients with newly diagnosed RA alongside a number for helpline and support.

Many co-morbidities of RA are monitored by respondents. The most common co-morbidities associated with RA and its treatment that the respondents monitor in the patients, are anaemia 82% and depression 72% and osteoporosis (69%). These three co-morbidities were the most common across all the job roles except for the 'Salaried doctors' (81%) and 'Sessional doctors' (88%) who rated 'Cardiovascular disease' as their second most common commorbidity. This was not significantly influenced by whether their pre-registration training covered RA.

The respondents that had received training that was 'in depth and involved practical training' tended to monitor all the co-morbidities more frequently than the other types of training.

The type of supports to which respondents most commonly referred patients were 'Physiotherapy' and 'Occupational therapy' with 'Physiotherapy' 'always' being referred to by 25% of the 'Sessional doctors'. The least commonly referred to support was 'Whirlpool therapy', with 100% of the 'GP registrars', 92% of the 'Locum GPs' and 80% of the 'GP Partners' saying they 'rarely' use 'Whirlpool therapy'.

The most popular drugs that the respondents would 'initiate' for patients with suspected or confirmed rheumatoid arthritis were 'Non-steroidal anti-inflammatory

drugs' 99% and 'Pain killers (paracetamol/ codeine)' 94%. 53% of respondents were prepared to initiate oral steroids and 48% would initiate a steroid injection.

Respondents were obviously prepared to repeat drugs that they were prepared to initiate. In addition, respondents were prepared to repeat prescriptions for commonly-used DMARDs (92%), oral steroids (88%) and other DMARDs (76%). Hardly any respondents were prepared to initiate Anti-TNF drugs, but 12% of respondents were prepared to repeat them.

Overall, the vast majority of respondents felt that the NHS was very or fairly effective at establishing a diagnosis (95%), obtaining a prompt referral (72%), providing services in the event of a flare up (63%), and providing information about self management (49%), but not very effective at providing support and care to help mobility (60% not very/not at all effective) and providing access to equipment to aid daily living (52% not very/not at all effective).

The majority of the sample believe that the NHS services have done 'Fairly well' (70%) at meeting the needs of people with RA in their area.

The main thing that the respondents would change about the current services for RA would be to create 'easier/quicker access to consultants or nurses' 23% for the doctors.

Recommendations

To maintain in depth pre-registration training involving practical training covering RA, as it has a positive effect on a doctor's knowledge of RA and ability to diagnose a new patient with RA.

Doctors need to keep their knowledge of RA more up to date, with medical journals and online reading the route that should be exploited with new information.

The access to consultants or nurses for doctors needs to be quicker and easier.

Survey of general practitioners about the diagnosis and management of rheumatoid arthritis	8	
--	---	--

Fieldwork:
Survey started: 03/12/2008
Survey finished: 18/10/2009

Sample:
549 English GPs started the survey
481 English GPs completed the survey

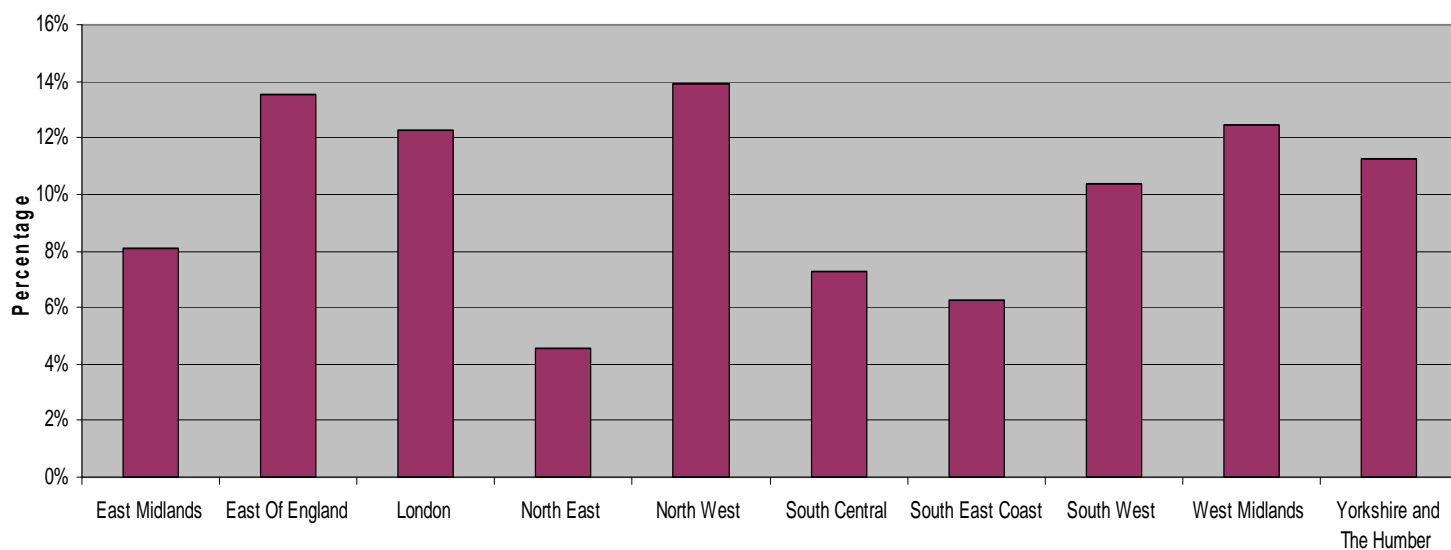
A. ABOUT YOU AND YOUR PRACTICE		
Q1a Are you a:		
	Total	
Q1a	N	%
GP Partner	380	79%
Single GP practice	16	3%
Salaried doctor	40	8%
GP registrar	2	0%
Sessional doctor	9	2%
Locum GP	23	5%
Other, please specify	11	2%
Base	481	

Q1a Are you a:		
	Total	
Q1a Others Specified	N	%
Academic GP	1	9%
BUPA Wellness doctor	1	9%
Non-NHS GP	1	9%
Pharmaceutical adviser	1	9%
Practice Nurse	1	9%
Retired GP	1	9%
Sessional, Locum and OOHs GP	1	9%
Specialist Nurse Practitioner	1	9%
Substance abuse	1	9%
Unspecified	2	18%
Base	11	

Q1b Approximately how many hours do you work in a week?		
	Total	
Q1b (coded responses)	N	%
0	1	0%
1-10	7	1%
11-20	33	7%
21-30	42	9%
31-40	108	22%
41-50	155	32%
51-60	109	23%
61-70	16	3%
71-80	4	1%
81-90	3	1%
91-99	1	0%
100	2	0%
100+	0	0%
Mean	45	
Base	481	

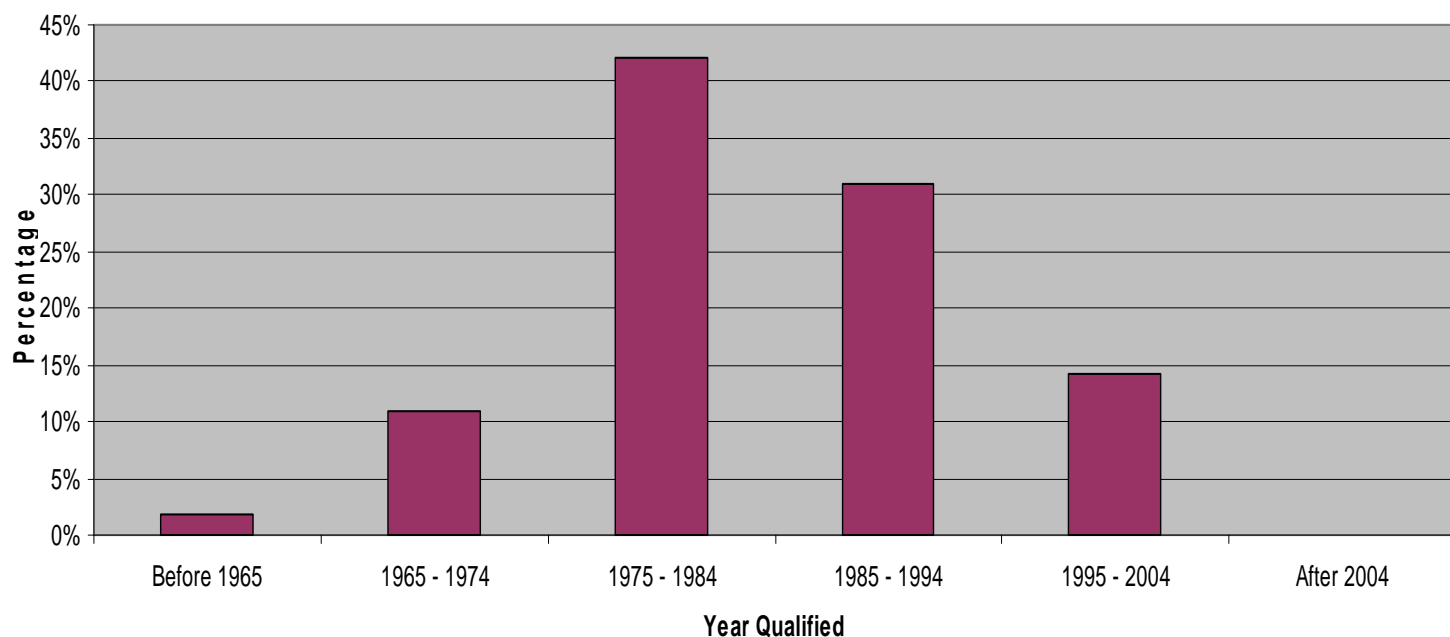
Q2 In which strategic health authority are you based?		
	Total	
Q2	N	%
East Midlands	39	8%
East Of England	65	14%
London	59	12%
North East	22	5%
North West	67	14%
South Central	35	7%
South East Coast	30	6%
South West	50	10%
West Midlands	60	12%
Yorkshire and The Humber	54	11%
Base	481	

Q2 In which strategic health authority are you based?

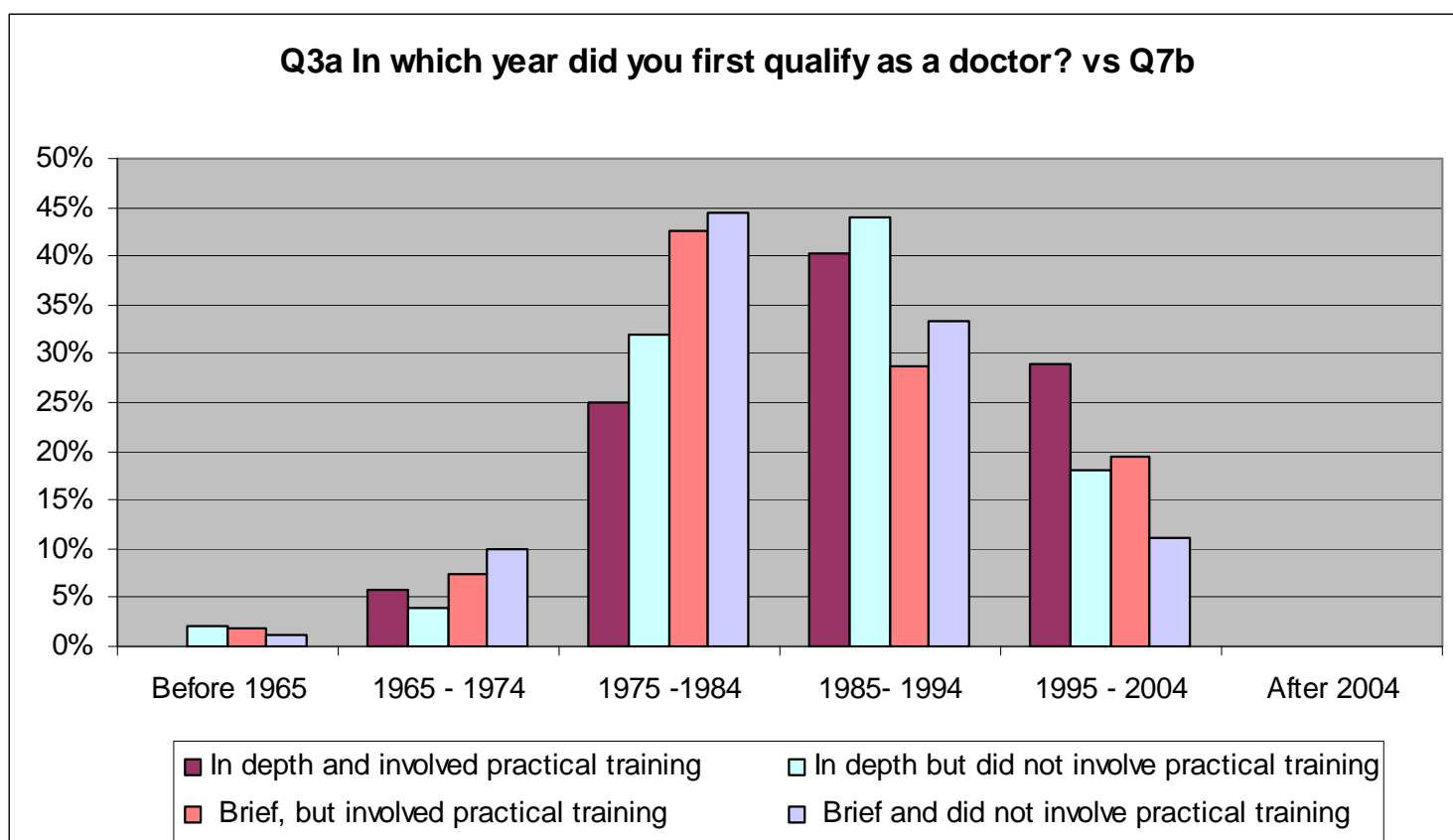


Q3a In which year did you first qualify as a doctor?		
	Total	
Q3a	N	%
Before 1965	9	2%
1965 - 1974	53	11%
1975 - 1984	202	42%
1985 - 1994	149	31%
1995 - 2004	68	14%
After 2004	0	0%
Base	481	

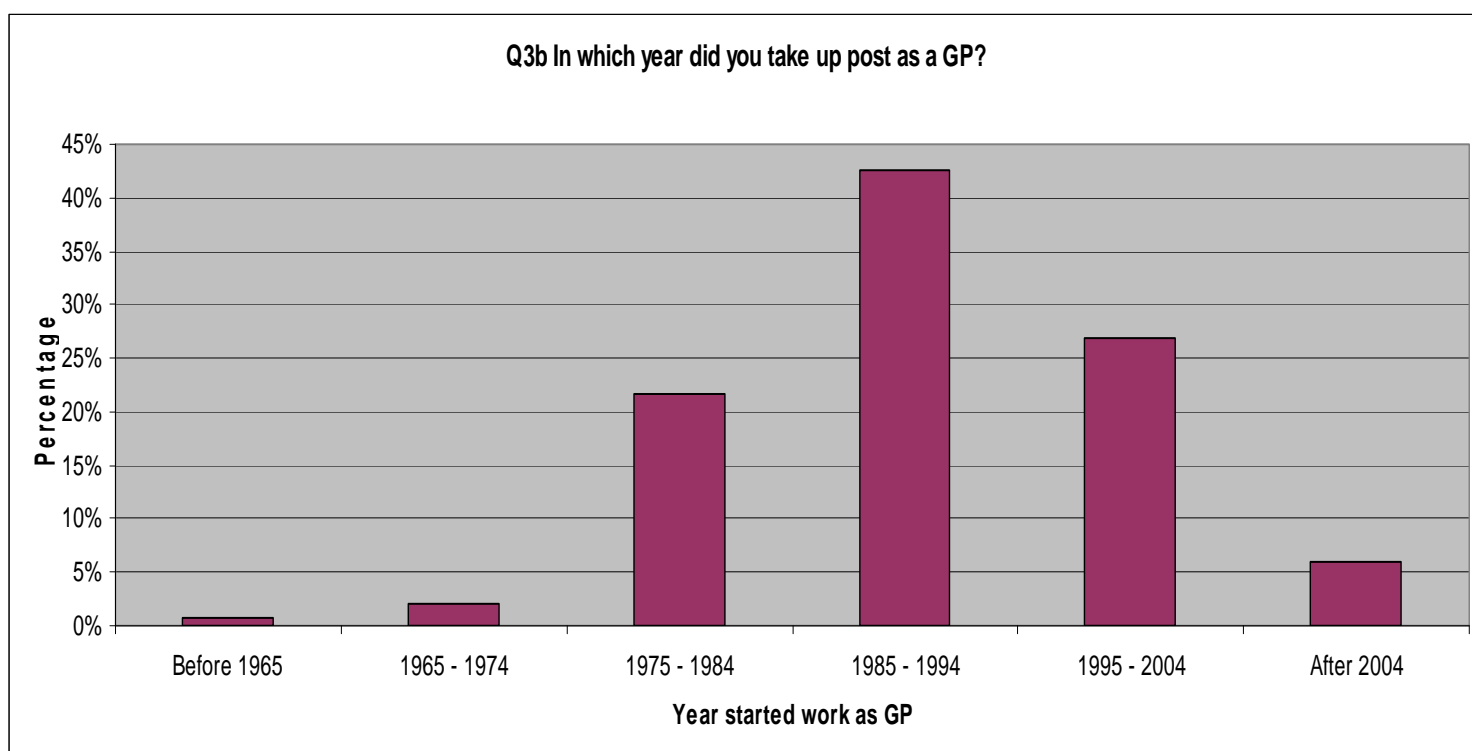
Q3a In which year did you first qualify as a doctor?



Q3a In which year did you first qualify as a doctor?								
	Q7b How would you describe this training (please tick one)?							
	In depth and involved practical training		In depth but did not involve practical training		Brief, but involved practical training		Brief and did not involve practical training	
Q3a	N	%	N	%	N	%	N	%
Before 1965	0	0%	1	2%	2	2%	1	1%
1965 - 1974	3	6%	2	4%	8	7%	9	10%
1975 - 1984	13	25%	16	32%	46	43%	40	44%
1985 - 1994	21	40%	22	44%	31	29%	30	33%
1995 - 2004	15	29%	9	18%	21	19%	10	11%
After 2004	0	0%	0	0%	0	0%	0	0%
Base	52		50		108		90	

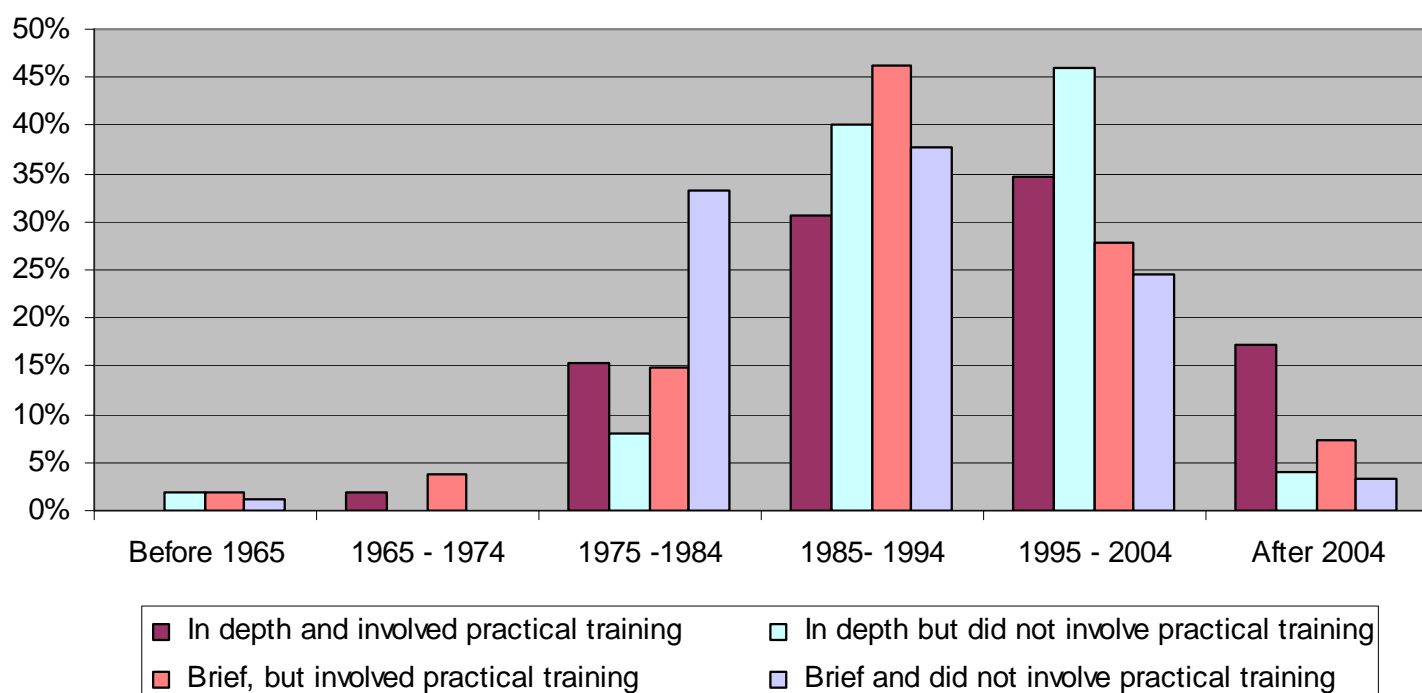



Q3b In which year did you take up post as a GP?		
	Total	
Q3b	N	%
Before 1965	4	1%
1965 - 1974	10	2%
1975 - 1984	104	22%
1985 - 1994	205	43%
1995 - 2004	129	27%
After 2004	29	6%
Base	481	



Q3b In which year did you take up post as a GP?								
	Q7b How would you describe this training (please tick one)?							
	In depth and involved practical training		In depth but did not involve practical training		Brief, but involved practical training		Brief and did not involve practical training	
Q3b	N	%	N	%	N	%	N	%
Before 1965	0	0%	1	2%	2	2%	1	1%
1965 - 1974	1	2%	0	0%	4	4%	0	0%
1975 - 1984	8	15%	4	8%	16	15%	30	33%
1985 - 1994	16	31%	20	40%	50	46%	34	38%
1995 - 2004	18	35%	23	46%	30	28%	22	24%
After 2004	9	17%	2	4%	8	7%	3	3%
Base	52		50		110		90	

Q3b In which year did you take up post as a GP? vs Q7b



Survey of general practitioners about the diagnosis and management of rheumatoid arthritis	15	
--	----	--

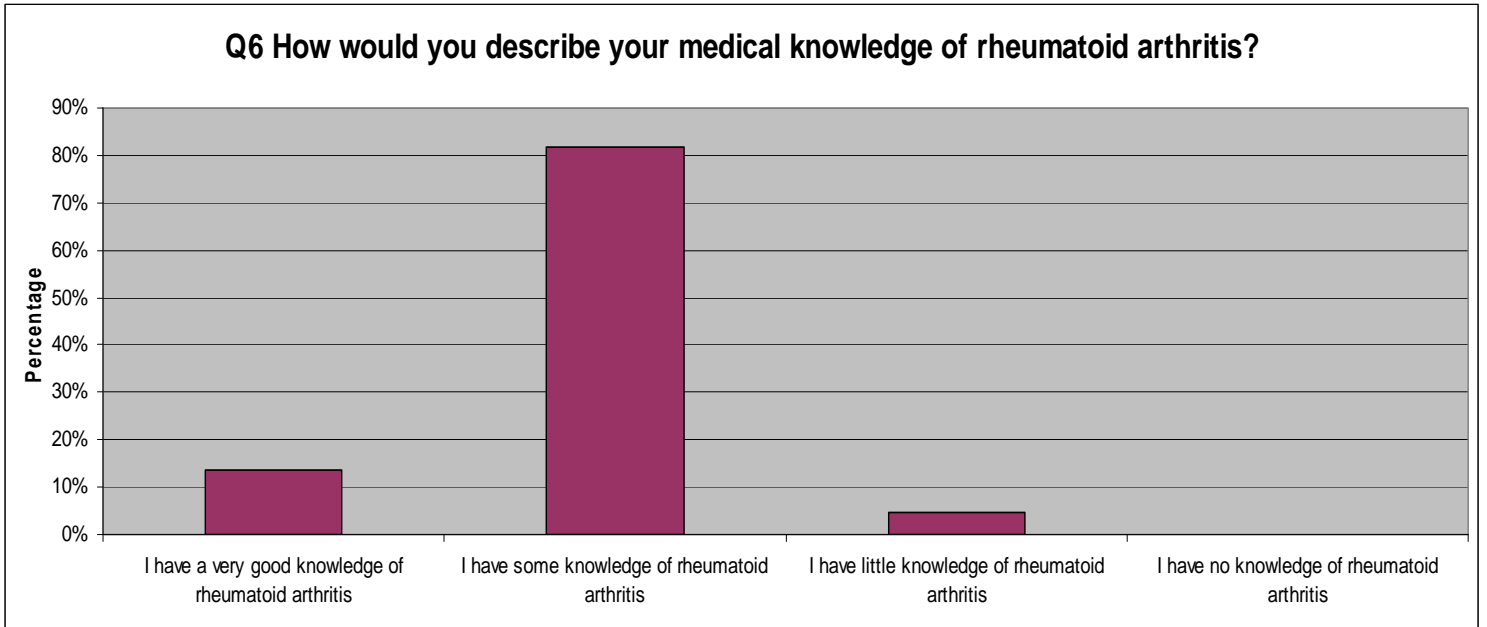
Q4 Are you a general practitioner with special interest (GPwSI) in rheumatoid arthritis?		
	Total	
Q4	N	%
Yes	13	3%
No	468	97%
Base	481	

Q4 Are you a general practitioner with special interest (GPwSI) in rheumatoid arthritis?							
	Q1a Are you a:						
	GP Partner	Single GP practice	Salaried doctor	GP registrar	Sessional doctor	Locum GP	Other
Q4	%	%	%	%	%	%	%
Yes	2%	6%	3%	0%	0%	0%	27%
No	98%	94%	98%	100%	100%	100%	73%
Base	380	16	40	2	9	23	11

Q5 Approximately how many patients with rheumatoid arthritis are on your practice's patient list?		
	Total	
Q5	N	%
Specified	285	59%
None	3	1%
Don't know	193	40%
Base	481	

Q5 Approximately how many patients with rheumatoid arthritis are on your practice's patient list?		
	Total	
Q5 Others Specified (coded responses)	N	%
0	1	0%
1-10	48	17%
11-20	59	21%
21-30	60	21%
31-40	23	8%
41-50	36	13%
51-60	7	2%
61-70	4	1%
71-80	5	2%
81-90	1	0%
91-100	22	8%
101-150	10	4%
151+	9	3%
Mean	45	
Base	285	

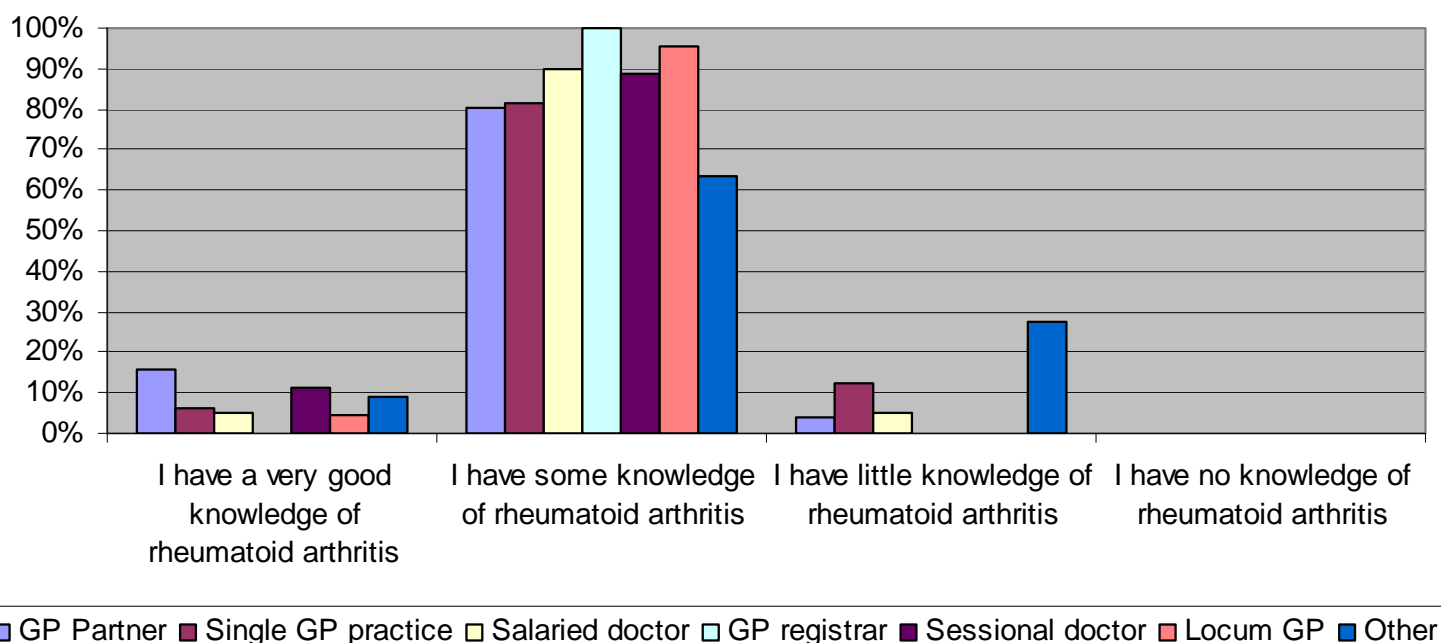
B. TRAINING AND KNOWLEDGE		
Q6 How would you describe your medical knowledge of rheumatoid arthritis?		
	Total	
Q6	N	%
I have a very good knowledge of rheumatoid arthritis	65	14%
I have some knowledge of rheumatoid arthritis	394	82%
I have little knowledge of rheumatoid arthritis	22	5%
I have no knowledge of rheumatoid arthritis	0	0%
Base	481	



B. TRAINING AND KNOWLEDGE - Q6 How would you describe your medical knowledge of rheumatoid arthritis?

	Q1a Are you a:						
	GP Partner	Single GP practice	Salaried doctor	GP registrar	Sessional doctor	Locum GP	Other
Q6	%	%	%	%	%	%	%
I have a very good knowledge of rheumatoid arthritis	16%	6%	5%	0%	11%	4%	9%
I have some knowledge of rheumatoid arthritis	81%	81%	90%	100%	89%	96%	64%
I have little knowledge of rheumatoid arthritis	4%	13%	5%	0%	0%	0%	27%
I have no knowledge of rheumatoid arthritis	0%	0%	0%	0%	0%	0%	0%
Base	380	16	40	2	9	23	11

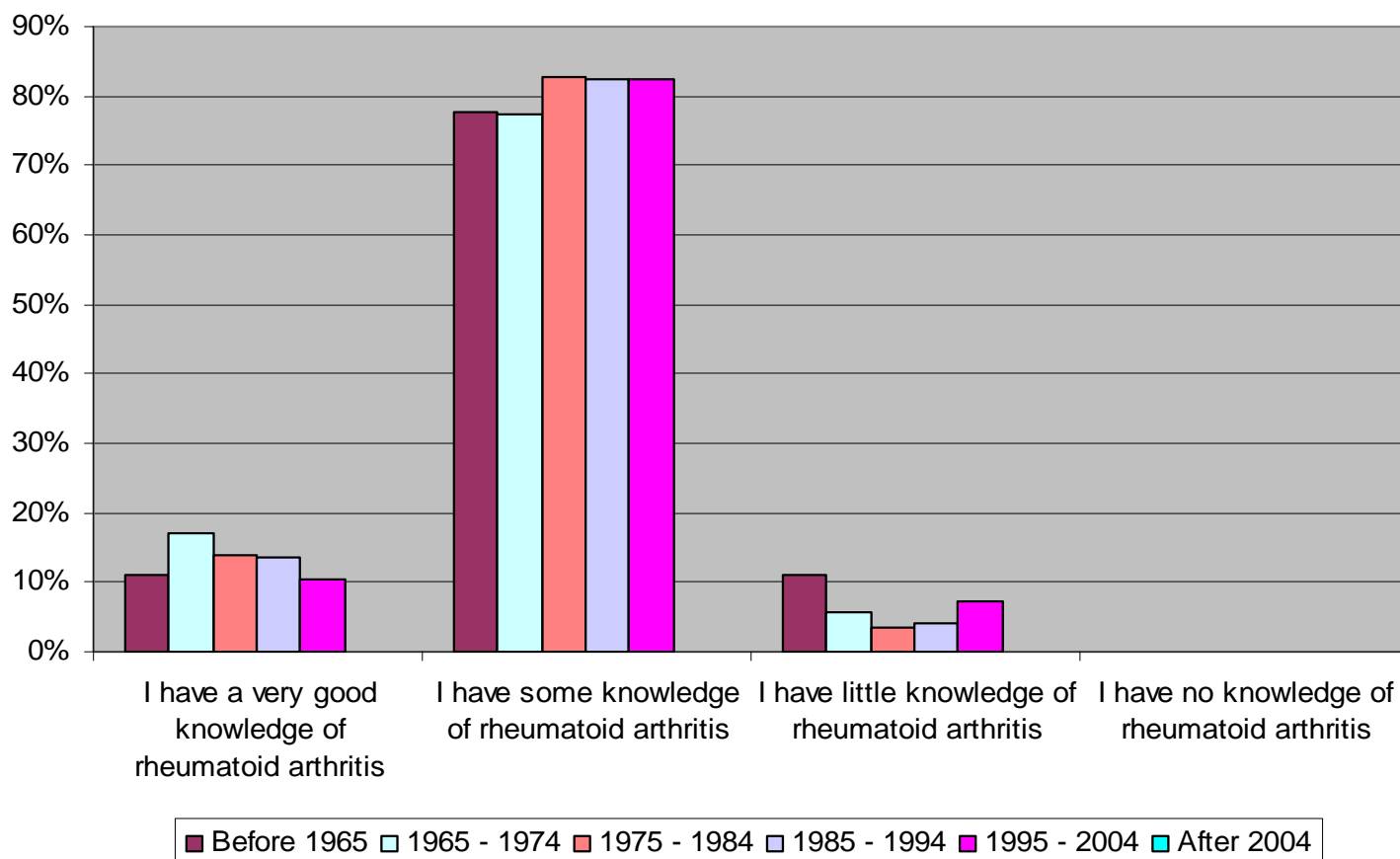
Q6 How would you describe your medical knowledge of rheumatoid arthritis? vs Q1a



B. TRAINING AND KNOWLEDGE - Q6 How would you describe your medical knowledge of rheumatoid arthritis?

	Q3a In which year did you first qualify as a doctor?											
	Before 1965		1965 - 1974		1975 - 1984		1985 - 1994		1995 - 2004		After 2004	
Q6	N	%	N	%	N	%	N	%	N	%	N	%
I have a very good knowledge of rheumatoid arthritis	1	11%	9	17%	28	14%	20	13%	7	10%	0	0%
I have some knowledge of rheumatoid arthritis	7	78%	41	77%	167	83%	123	83%	56	82%	0	0%
I have little knowledge of rheumatoid arthritis	1	11%	3	6%	7	3%	6	4%	5	7%	0	0%
I have no knowledge of rheumatoid arthritis	0	0%	0	0%	0	0%	0	0%	0	0%	0	0%
Base	9		53		202		149		68		0	

Q6 How would you describe your medical knowledge of rheumatoid arthritis? vs Q3a

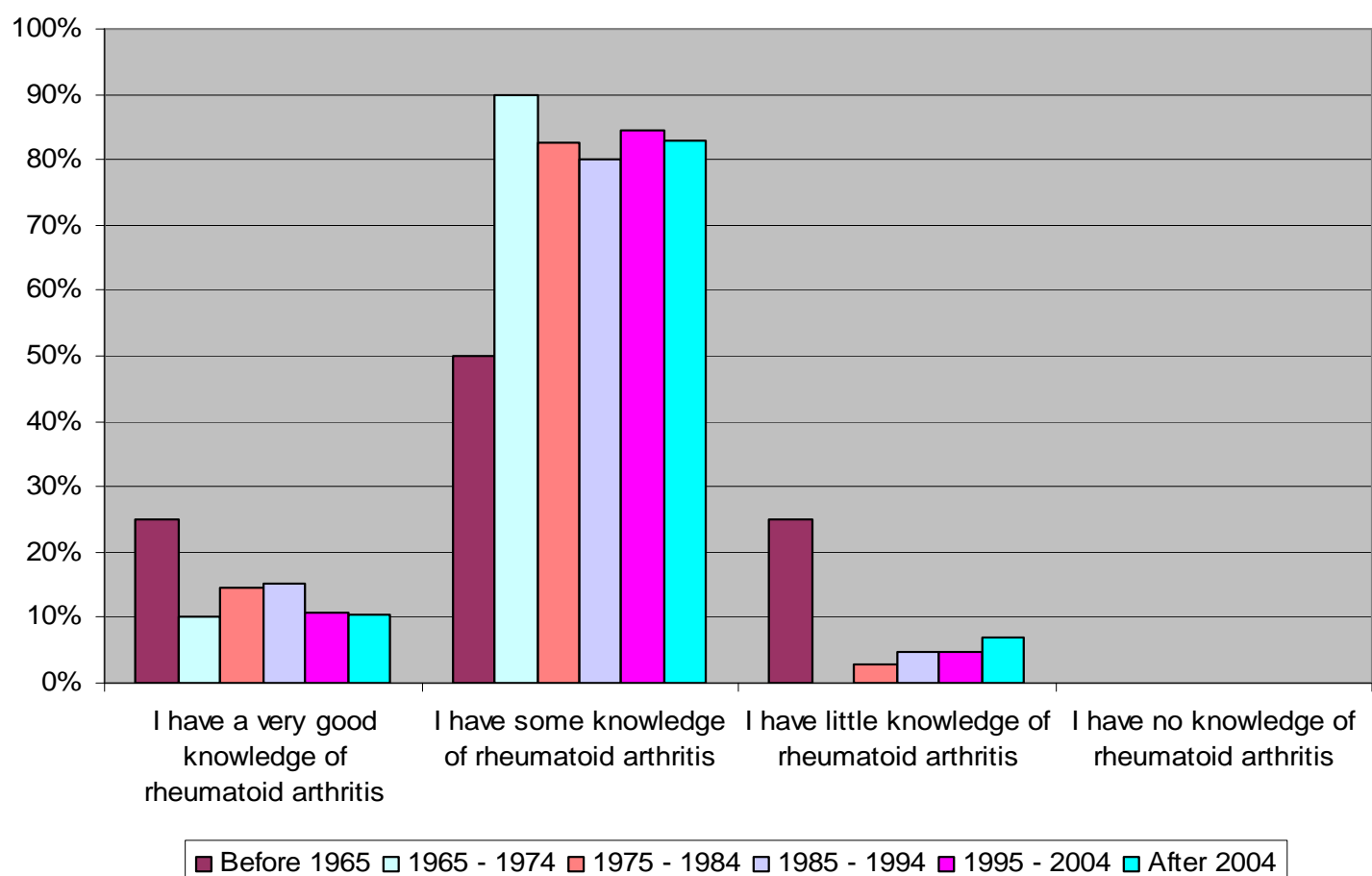


B. TRAINING AND KNOWLEDGE - Q6 How would you describe your medical knowledge of rheumatoid arthritis?

Q3b In which year did you take up post as a GP?

	Q3b In which year did you take up post as a GP?											
	Before 1965		1965 - 1974		1975 - 1984		1985 - 1994		1995 - 2004		After 2004	
Q6	N	%	N	%	N	%	N	%	N	%	N	%
I have a very good knowledge of rheumatoid arthritis	1	25%	1	10%	15	14%	31	15%	14	11%	3	10%
I have some knowledge of rheumatoid arthritis	2	50%	9	90%	86	83%	164	80%	109	84%	24	83%
I have little knowledge of rheumatoid arthritis	1	25%	0	0%	3	3%	10	5%	6	5%	2	7%
I have no knowledge of rheumatoid arthritis	0	0%	0	0%	0	0%	0	0%	0	0%	0	0%
Base	4		10		104		205		129		29	

Q6 How would you describe your medical knowledge of rheumatoid arthritis? vs Q3b

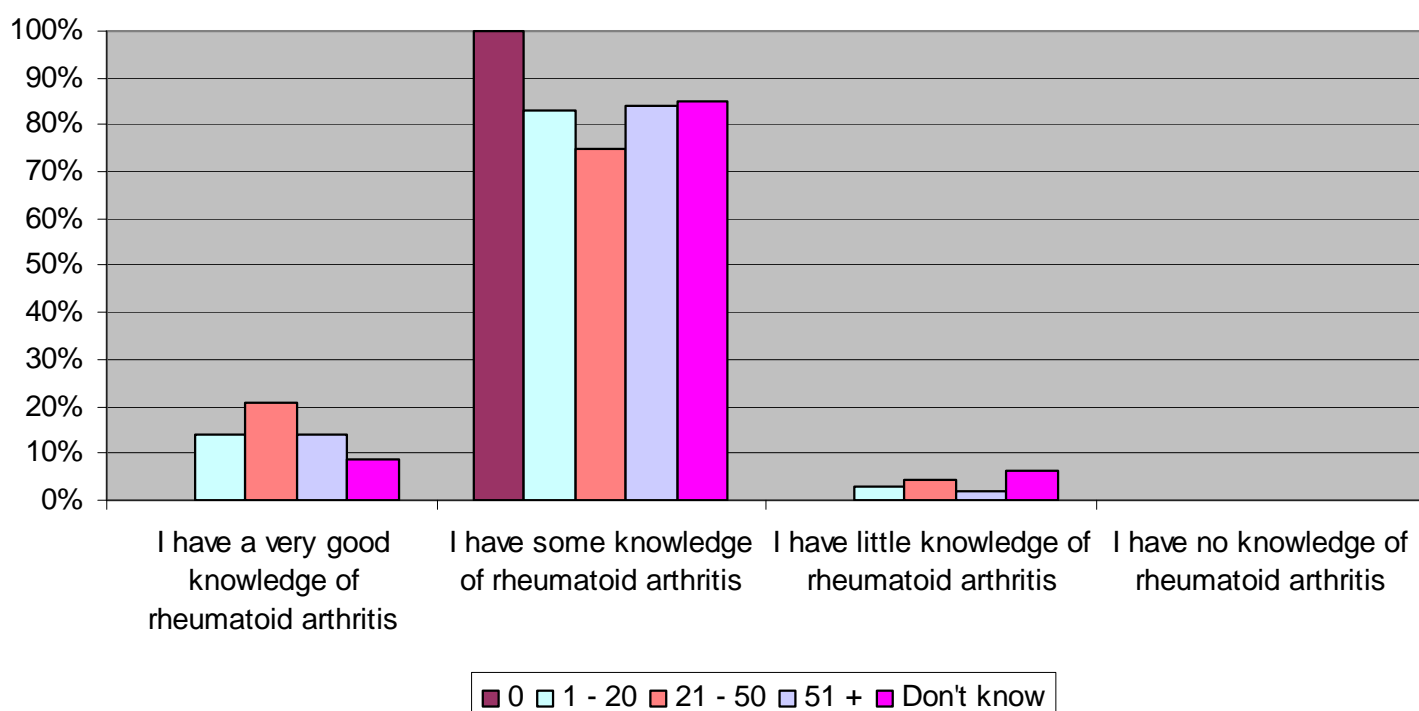


B. TRAINING AND KNOWLEDGE - Q6 How would you describe your medical knowledge of rheumatoid arthritis?				
	Q4 Special interest (GPwSI) in rheumatoid arthritis?			
	Yes		No	
Q6	N	%	N	%
I have a very good knowledge of rheumatoid arthritis	6	46%	59	13%
I have some knowledge of rheumatoid arthritis	6	46%	388	83%
I have little knowledge of rheumatoid arthritis	1	8%	21	4%
I have no knowledge of rheumatoid arthritis	0	0%	0	0%
Base	13		468	

Q6 How would you describe your medical knowledge of rheumatoid arthritis?

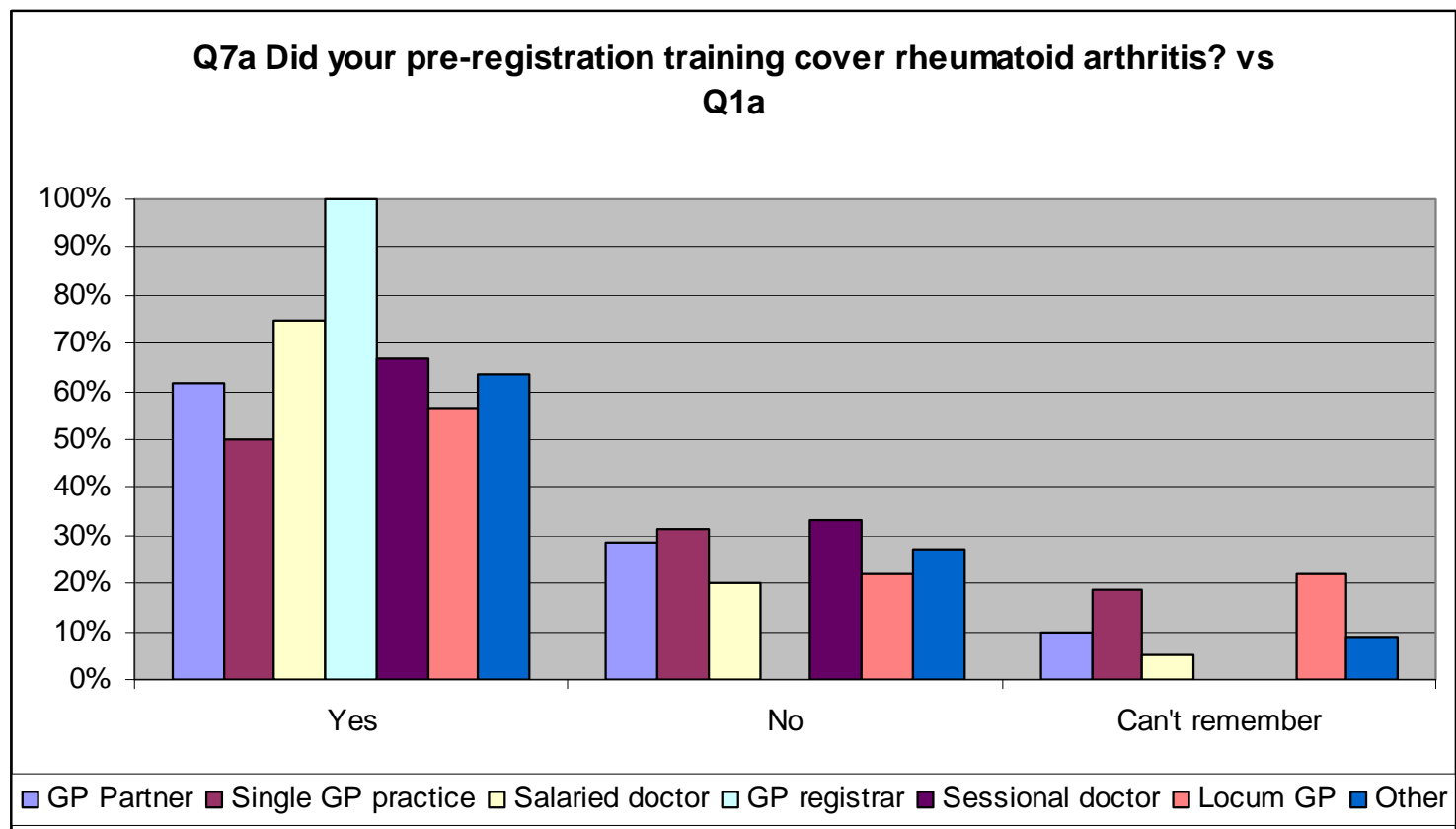
	Q5 Patients with rheumatoid arthritis on your practice's patient list?									
	0		1 - 20		21 - 50		51 +		Don't know	
Q6	N	%	N	%	N	%	N	%	N	%
I have a very good knowledge of rheumatoid arthritis	0	0%	15	14%	25	21%	8	14%	17	9%
I have some knowledge of rheumatoid arthritis	1	100%	89	83%	89	75%	48	84%	164	85%
I have little knowledge of rheumatoid arthritis	0	0%	3	3%	5	4%	1	2%	12	6%
I have no knowledge of rheumatoid arthritis	0	0%	0	0%	0	0%	0	0%	0	0%
Base	1		107		119		57		193	

Q6 How would you describe your medical knowledge of rheumatoid arthritis? vs Q5



Q7a Did your pre-registration training cover rheumatoid arthritis?		
	Total	
Q7a	N	%
Yes	300	62%
No	132	27%
Can't remember	49	10%
Base	481	

Q7a Did your pre-registration training cover rheumatoid arthritis?							
	Q1a Are you a:						
	GP Partner	Single GP practice	Salaried doctor	GP registrar	Sessional doctor	Locum GP	Other
Q7a	%	%	%	%	%	%	%
Yes	62%	50%	75%	100%	67%	57%	64%
No	28%	31%	20%	0%	33%	22%	27%
Can't remember	10%	19%	5%	0%	0%	22%	9%
Base	380	16	40	2	9	23	11

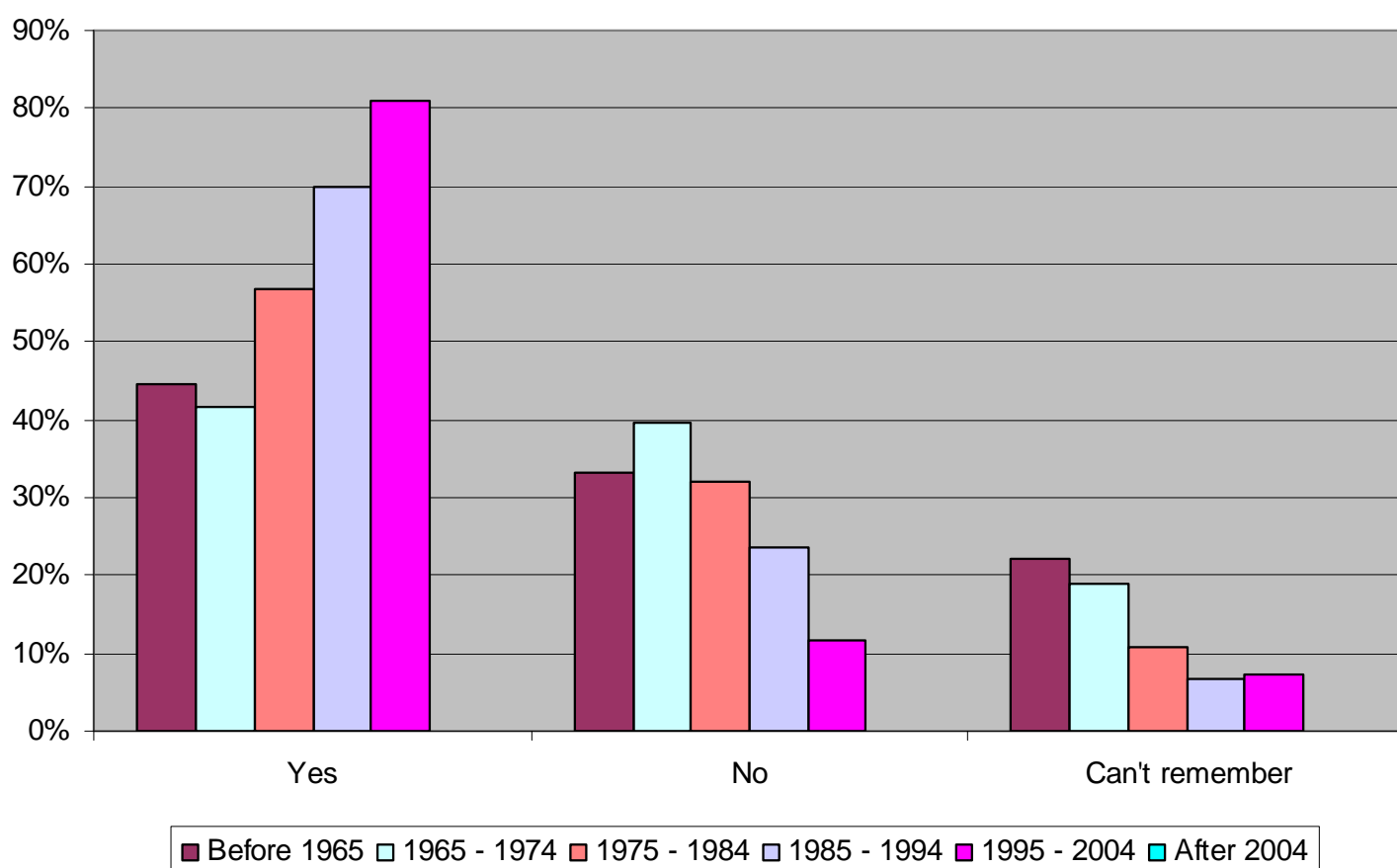


Q7a Did your pre-registration training cover rheumatoid arthritis?

Q3a In which year did you first qualify as a doctor?

	Q3a In which year did you first qualify as a doctor?											
	Before 1965		1965 - 1974		1975 - 1984		1985 - 1994		1995 - 2004		After 2004	
Q7a	N	%	N	%	N	%	N	%	N	%	N	%
Yes	4	44%	22	42%	115	57%	104	70%	55	81%	0	0%
No	3	33%	21	40%	65	32%	35	23%	8	12%	0	0%
Can't remember	2	22%	10	19%	22	11%	10	7%	5	7%	0	0%
Base	9		53		202		149		68		0	

**Q7a Did your pre-registration training cover rheumatoid arthritis? vs
Q3a**

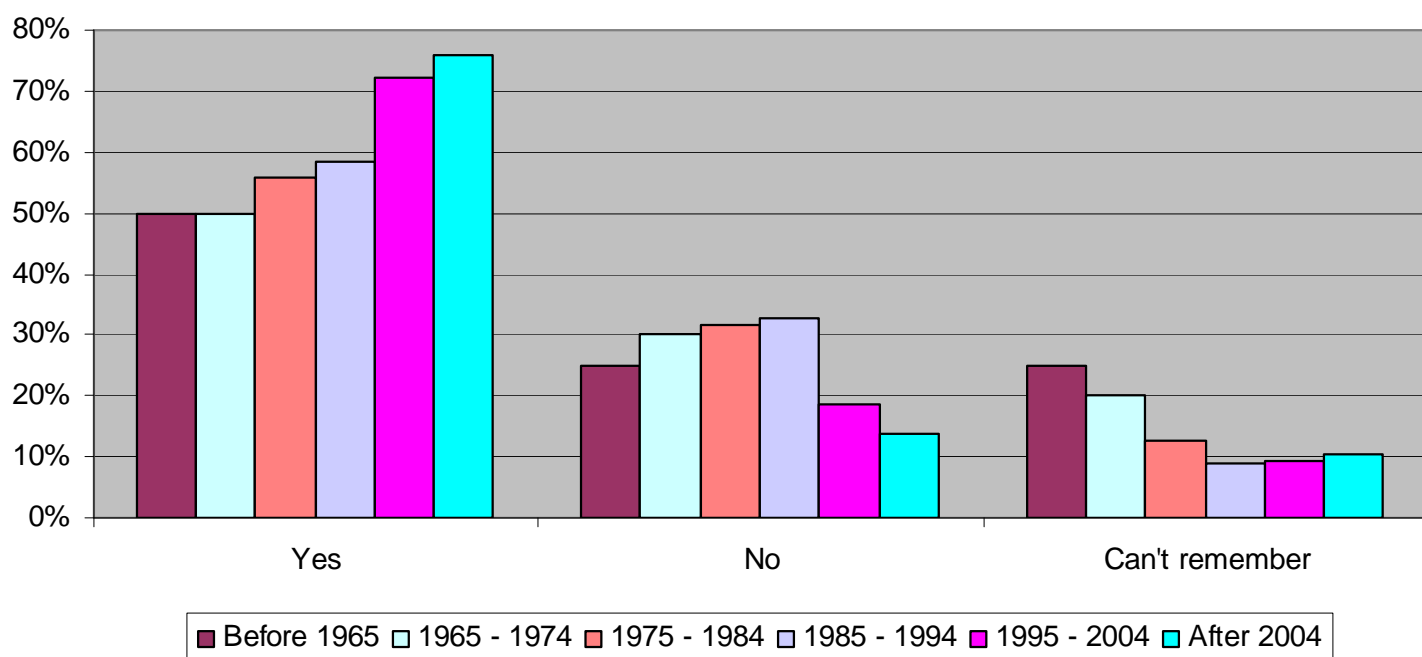


Q7a Did your pre-registration training cover rheumatoid arthritis?

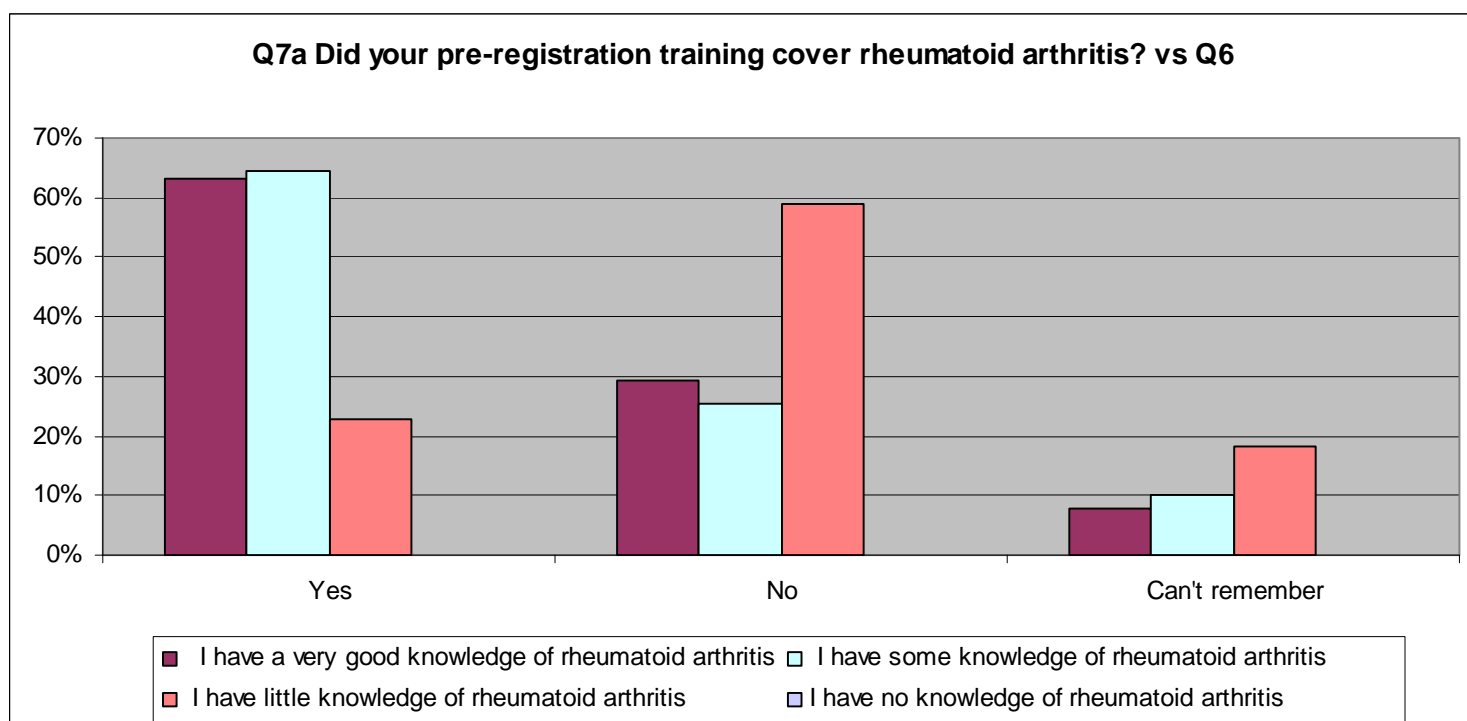
Q3b In which year did you take up post as a GP?

	Q3b In which year did you take up post as a GP?											
	Before 1965		1965 - 1974		1975 - 1984		1985 - 1994		1995 - 2004		After 2004	
Q7a	N	%	N	%	N	%	N	%	N	%	N	%
Yes	2	50%	5	50%	58	56%	120	59%	93	72%	22	76%
No	1	25%	3	30%	33	32%	67	33%	24	19%	4	14%
Can't remember	1	25%	2	20%	13	13%	18	9%	12	9%	3	10%
Base	4		10		104		205		129		29	

Q7a Did your pre-registration training cover rheumatoid arthritis? vs Q3b



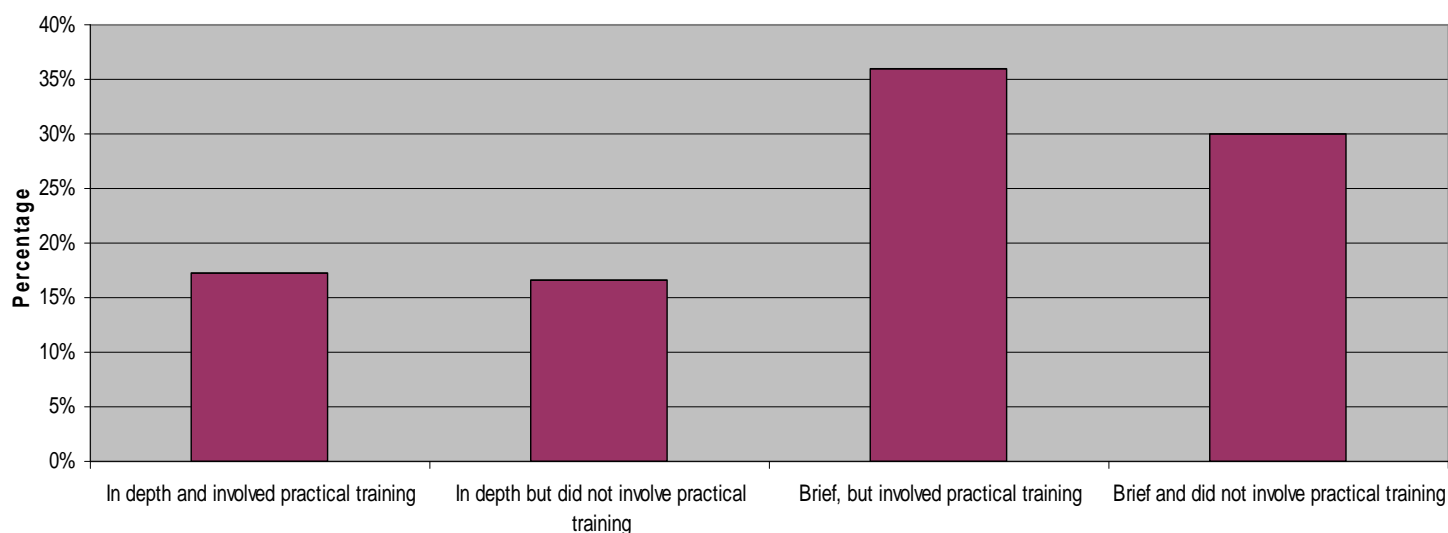
Q7a Did your pre-registration training cover rheumatoid arthritis?								
	Q6 How would you describe your medical knowledge of rheumatoid arthritis?							
	I have a very good knowledge		I have some knowledge		I have little knowledge		I have no knowledge	
Q7a	N	%	N	%	N	%	N	%
Yes	41	63%	254	64%	5	23%	0	0%
No	19	29%	100	25%	13	59%	0	0%
Can't remember	5	8%	40	10%	4	18%	0	0%
Base	65		394		22		0	



Respondents that answer 'Yes' in Q7a, are to answer Q7b & Q7c.

Q7b How would you describe this training (please tick one)?		
	Total	
Q7b	N	%
In depth and involved practical training	52	17%
In depth but did not involve practical training	50	17%
Brief, but involved practical training	108	36%
Brief and did not involve practical training	90	30%
Base	300	

Q7b How would you describe this training?

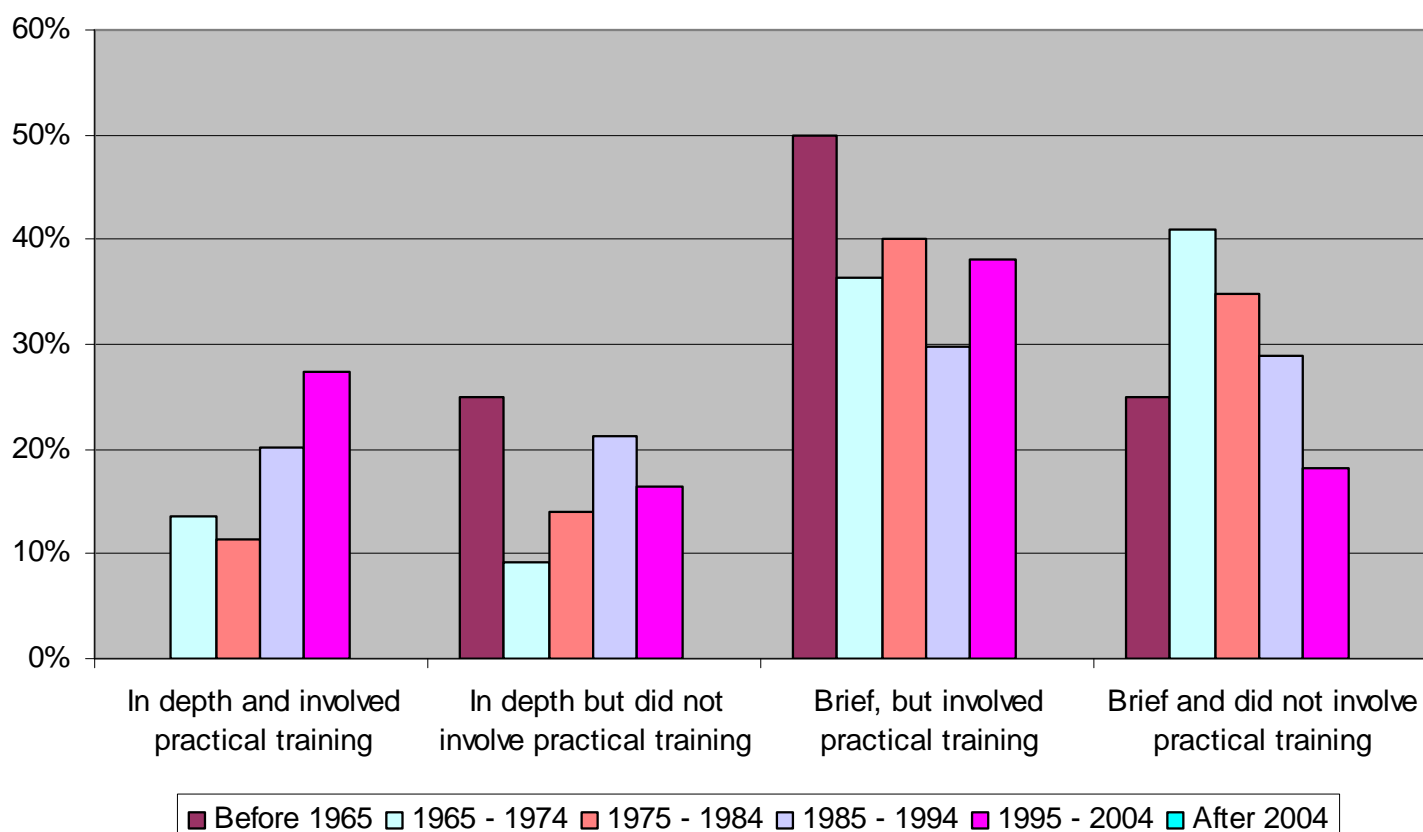


Q7b How would you describe this training (please tick one)?

Q3a In which year did you first qualify as a doctor?

	Q3a In which year did you first qualify as a doctor?											
	Before 1965		1965 - 1974		1975 - 1984		1985 - 1994		1995 - 2004		After 2004	
Q7b	N	%	N	%	N	%	N	%	N	%	N	%
In depth and involved practical training	0	0%	3	14%	13	11%	21	20%	15	27%	0	0%
In depth but did not involve practical training	1	25%	2	9%	16	14%	22	21%	9	16%	0	0%
Brief, but involved practical training	2	50%	8	36%	46	40%	31	30%	21	38%	0	0%
Brief and did not involve practical training	1	25%	9	41%	40	35%	30	29%	10	18%	0	0%
Base	4		22		115		104		55		0	

Q7b How would you describe this training? vs Q3a

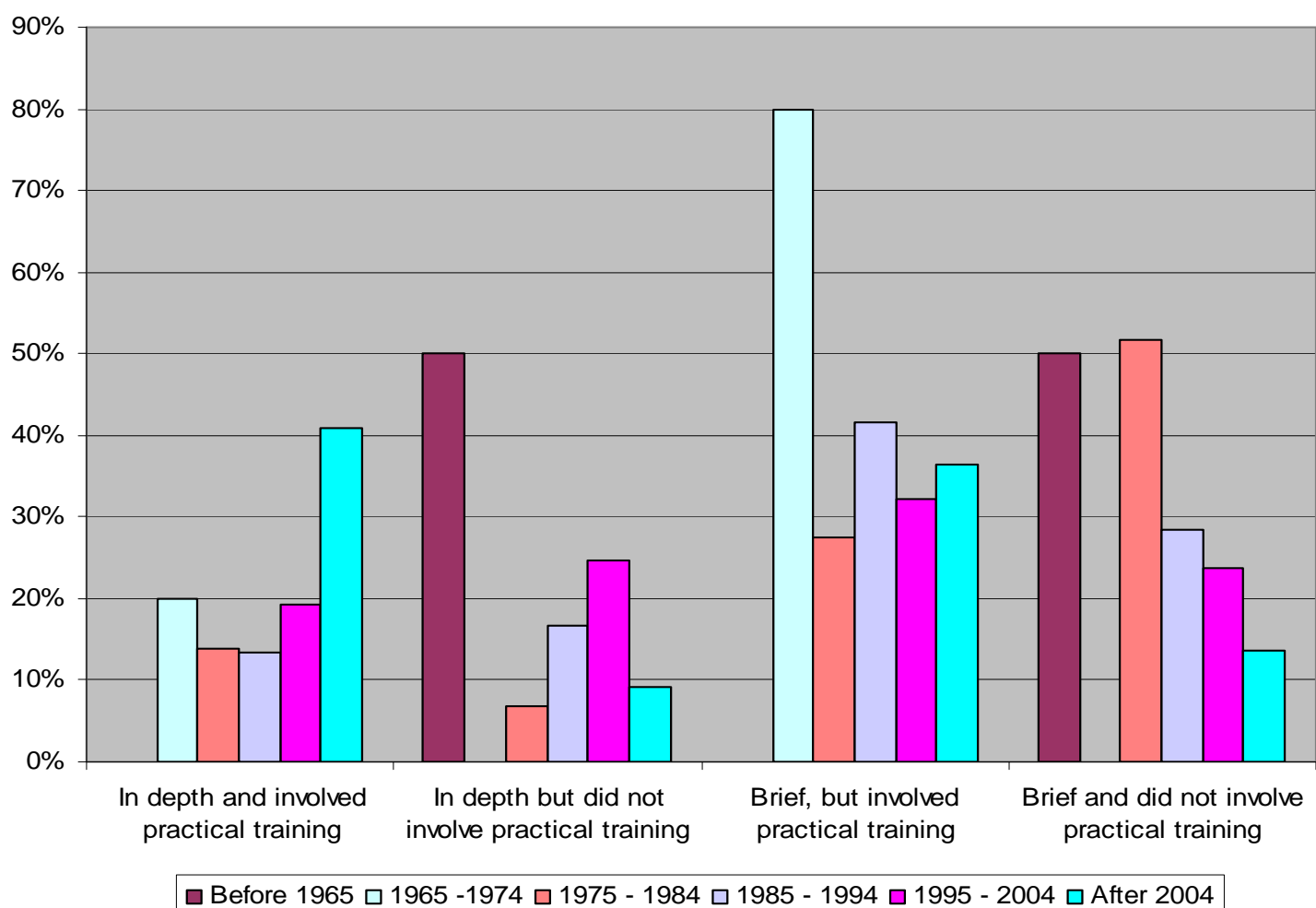


Q7b How would you describe this training (please tick one)?

Q3b In which year did you take up post as a GP?

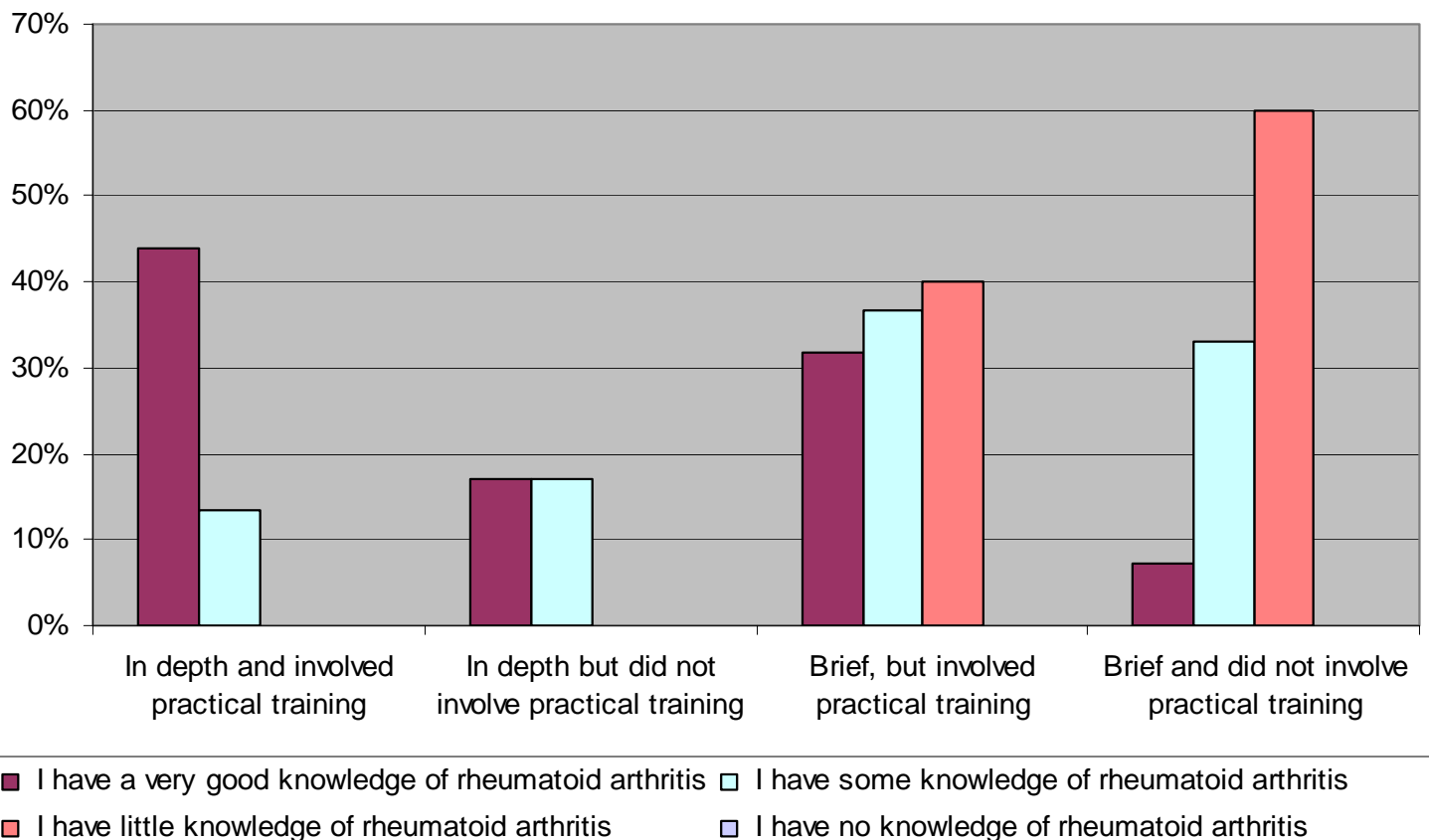
	Before 1965		1965 - 1974		1975 - 1984		1985 - 1994		1995 - 2004		After 2004	
Q7b	N	%	N	%	N	%	N	%	N	%	N	%
In depth and involved practical training	0	0%	1	20%	8	14%	16	13%	18	19%	9	41%
In depth but did not involve practical training	1	50%	0	0%	4	7%	20	17%	23	25%	2	9%
Brief, but involved practical training	0	0%	4	80%	16	28%	50	42%	30	32%	8	36%
Brief and did not involve practical training	1	50%	0	0%	30	52%	34	28%	22	24%	3	14%
Base	2		5		58		120		93		22	

Q7b How would you describe this training? vs Q3b

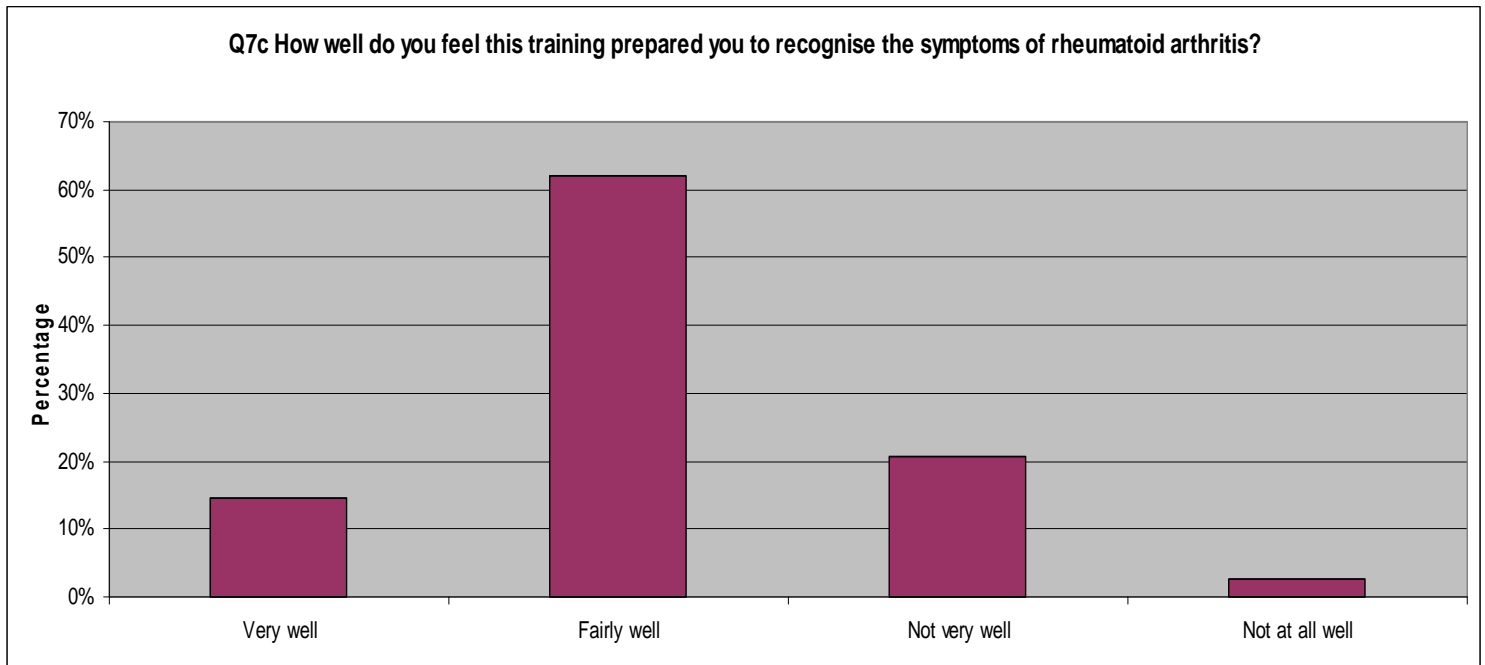


Q7b How would you describe this training (please tick one)?								
Q6 How would you describe your medical knowledge of rheumatoid arthritis?								
	I have a very good knowledge		I have some knowledge		I have little knowledge		I have no knowledge	
Q7b	N	%	N	%	N	%	N	%
In depth and involved practical training	18	44%	34	13%	0	0%	0	0%
In depth but did not involve practical training	7	17%	43	17%	0	0%	0	0%
Brief, but involved practical training	13	32%	93	37%	2	40%	0	0%
Brief and did not involve practical training	3	7%	84	33%	3	60%	0	0%
Base	41		254		5		0	

Q7b How would you describe this training? vs Q6



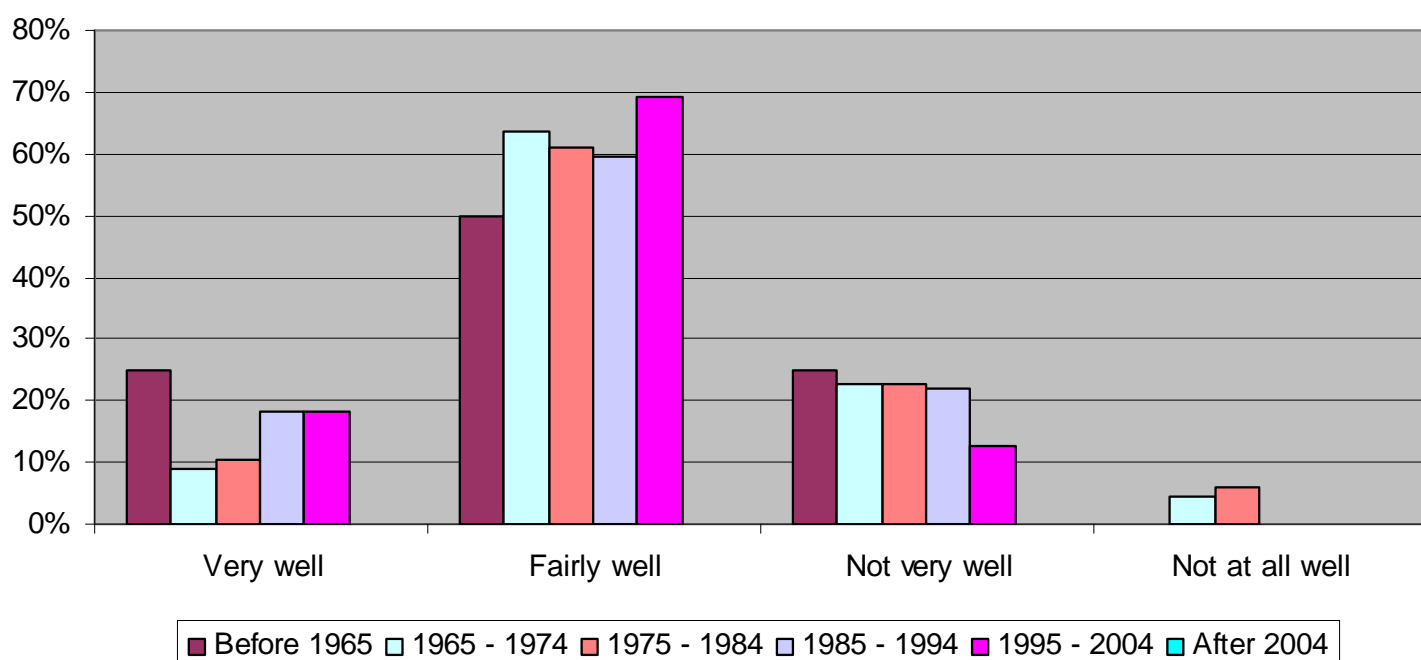
Q7c How well do you feel this training prepared you to recognise the symptoms of rheumatoid arthritis (please tick one)?		
	Total	
Q7c	N	%
Very well	44	15%
Fairly well	186	62%
Not very well	62	21%
Not at all well	8	3%
Base	300	



Q7c How well do you feel this training prepared you to recognise the symptoms of rheumatoid arthritis (please tick one)?

	Q3a In which year did you first qualify as a doctor?											
	Before 1965		1965 - 1974		1975 - 1984		1985 - 1994		1995 - 2004		After 2004	
Q7c	N	%	N	%	N	%	N	%	N	%	N	%
Very well	1	25%	2	9%	12	10%	19	18%	10	18%	0	0%
Fairly well	2	50%	14	64%	70	61%	62	60%	38	69%	0	0%
Not very well	1	25%	5	23%	26	23%	23	22%	7	13%	0	0%
Not at all well	0	0%	1	5%	7	6%	0	0%	0	0%	0	0%
Base	4		22		115		104		55		0	

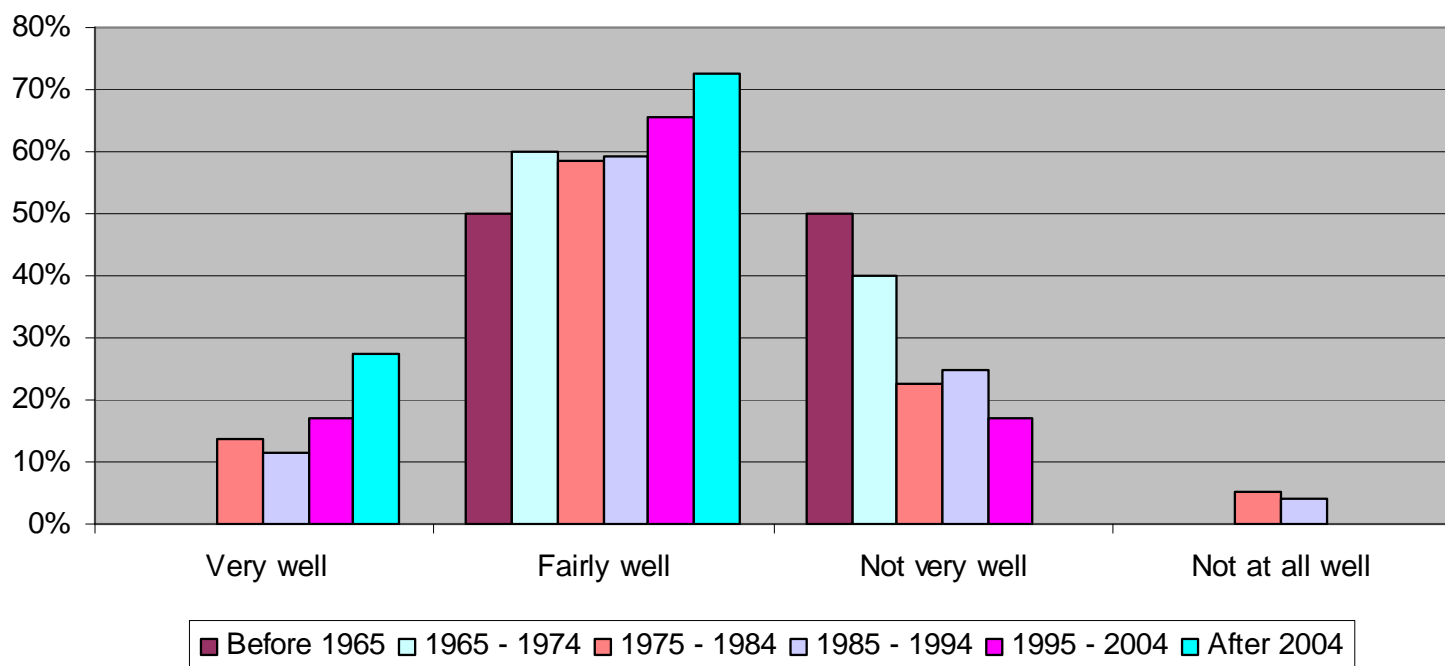
Q7c How well do you feel this training prepared you to recognise the symptoms of rheumatoid arthritis? vs Q3a



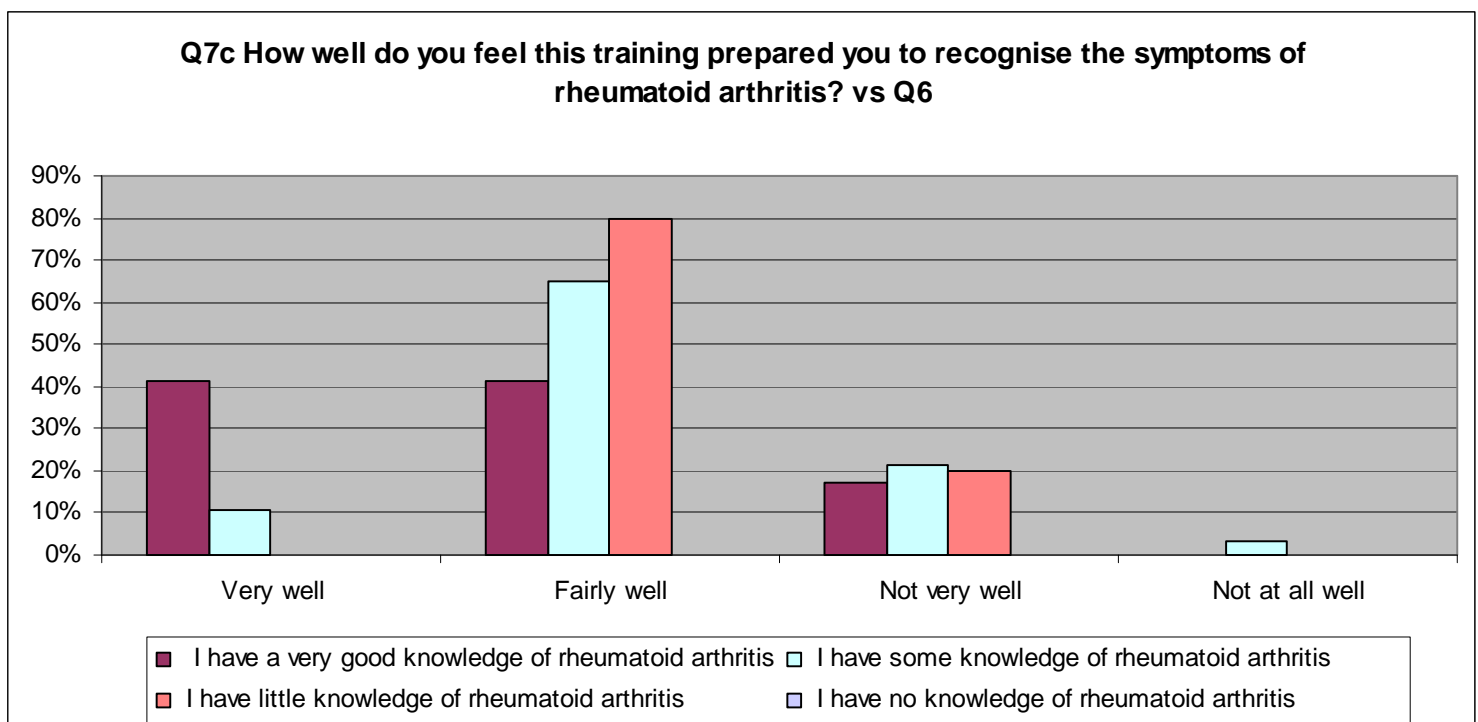
Q7c How well do you feel this training prepared you to recognise the symptoms of rheumatoid arthritis (please tick one)?

	Q3b In which year did you take up post as a GP?											
	Before 1965		1965 - 1974		1975 - 1984		1985 - 1994		1995 - 2004		After 2004	
Q7c	N	%	N	%	N	%	N	%	N	%	N	%
Very well	0	0%	0	0%	8	14%	14	12%	16	17%	6	27%
Fairly well	1	50%	3	60%	34	59%	71	59%	61	66%	16	73%
Not very well	1	50%	2	40%	13	22%	30	25%	16	17%	0	0%
Not at all well	0	0%	0	0%	3	5%	5	4%	0	0%	0	0%
Base	2		5		58		120		93		22	

Q7c How well do you feel this training prepared you to recognise the symptoms of rheumatoid arthritis? vs Q3b



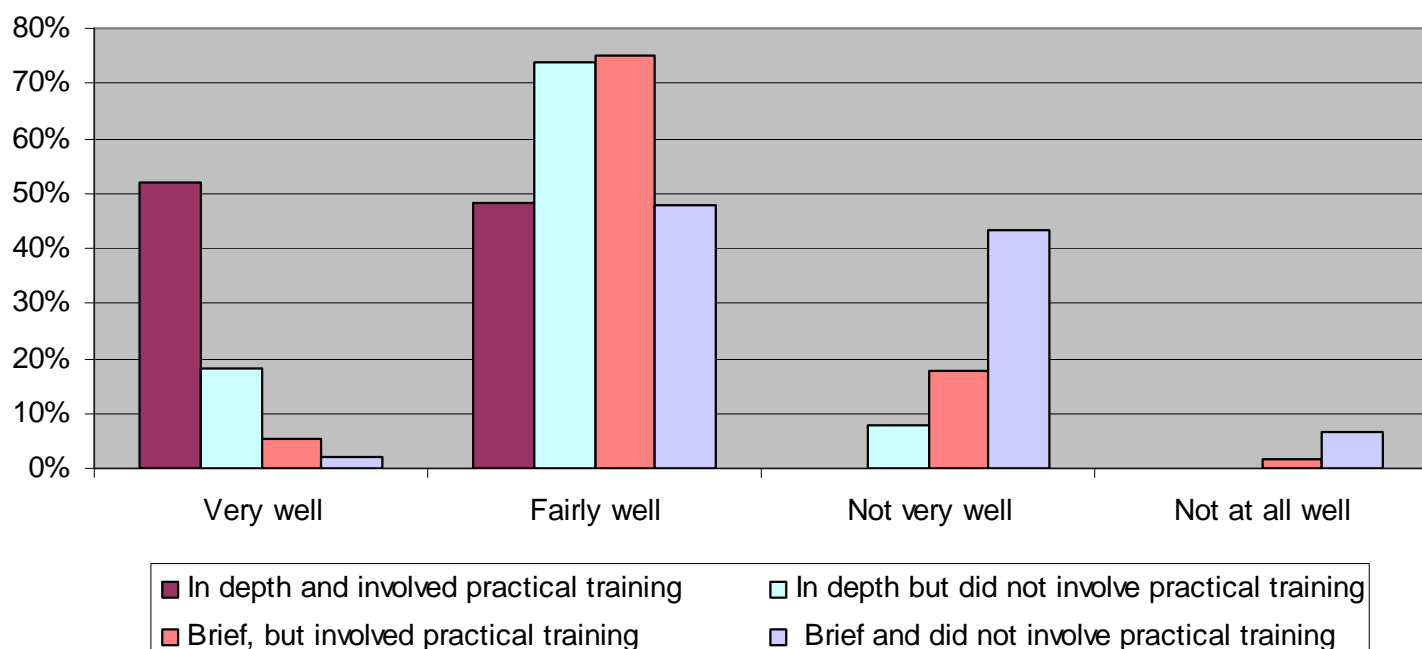
Q7c How well do you feel this training prepared you to recognise the symptoms of rheumatoid arthritis (please tick one)?								
	Q6 How would you describe your medical knowledge of rheumatoid arthritis?							
	I have a very good knowledge		I have some knowledge		I have little knowledge		I have no knowledge	
Q7c	N	%	N	%	N	%	N	%
Very well	17	41%	27	11%	0	0%	0	0%
Fairly well	17	41%	165	65%	4	80%	0	0%
Not very well	7	17%	54	21%	1	20%	0	0%
Not at all well	0	0%	8	3%	0	0%	0	0%
Base	41		254		5		0	



Q7c How well do you feel this training prepared you to recognise the symptoms of rheumatoid arthritis (please tick one)?

	Q7b How would you describe this training (please tick one)?							
	In depth and involved practical training		In depth but did not involve practical training		Brief, but involved practical training		Brief and did not involve practical training	
Q7c	N	%	N	%	N	%	N	%
Very well	27	52%	9	18%	6	6%	2	2%
Fairly well	25	48%	37	74%	81	75%	43	48%
Not very well	0	0%	4	8%	19	18%	39	43%
Not at all well	0	0%	0	0%	2	2%	6	7%
Base	52		50		108		90	

Q7c How well do you feel this training prepared you to recognise the symptoms of rheumatoid arthritis? vs Q7b



Q8 Please rank in order of the most commonly used, up to three ways in which you keep your medical knowledge of rheumatoid arthritis up to date.		
	Total	
	N	%
I do not keep up to date on rheumatoid arthritis specifically		
Rank 1	69	70%
Rank 2	5	5%
Rank 3	24	24%
Mean	1.5	
Base	98	
Regular reading of medical journals/clinical research		
Rank 1	130	44%
Rank 2	88	30%
Rank 3	77	26%
Mean	1.8	
Base	295	
Online learning		
Rank 1	137	46%
Rank 2	103	34%
Rank 3	60	20%
Mean	1.7	
Base	300	
Attendance at seminars/conferences/training events		
Rank 1	55	25%
Rank 2	88	40%
Rank 3	79	36%
Mean	2.1	
Base	222	
Reading of material sent to me by pharmaceutical companies		
Rank 1	12	15%
Rank 2	30	38%
Rank 3	37	47%
Mean	2.3	
Base	79	

	Total	
	N	%
Briefings/contact with patient support groups/organisations		
Rank 1	2	6%
Rank 2	15	45%
Rank 3	16	48%
Mean	2.4	
Base	33	
Briefings/contact with hospital rheumatology department		
Rank 1	64	26%
Rank 2	89	36%
Rank 3	91	37%
Mean	2.1	
Base	244	
Briefings/contact with other GPs		
Rank 1	9	7%
Rank 2	52	40%
Rank 3	68	53%
Mean	2.5	
Base	129	
Other		
Rank 1	3	21%
Rank 2	2	14%
Rank 3	9	64%
Mean	2.4	
Base	14	

Q8 Please rank in order of the most commonly used, up to three ways in which you keep your medical knowledge of rheumatoid arthritis up to date.		
Rank	Others Specified	N
Rank 1	I have RA	1
Rank 1	Reading of ARC	1
Rank 1	Unspecified	1
Rank 2	Diploma in Rheumatology	1
Rank 2	Unspecified	1
Rank 3	Articles in journals and freebies	1
Rank 3	ARC bulletins	3
Rank 3	Read a book about minocycline and RA by USA Dr	1
Rank 3	Internet search	1
Rank 3	Weekly GP magazines	1
Rank 3	Unspecified	2

Q8 Mean Rank Summary

Q8 Please rank in order of the most commonly used, up to three ways in which you keep your medical knowledge of rheumatoid arthritis up to date.	
	Mean Score
I do not keep up to date on rheumatoid arthritis specifically	1.5
Online learning	1.7
Regular reading of medical journals/clinical research	1.8
Attendance at seminars/conferences/training events	2.1
Briefings/contact with hospital rheumatology department	2.1
Reading of material sent to me by pharmaceutical companies	2.3
Briefings/contact with patient support groups/organisations	2.4
Other	2.4
Briefings/contact with other GPs	2.5

Q8 Please rank in order of the most commonly used, up to three ways in which you keep your medical knowledge of rheumatoid arthritis up to date.

	Q1a Are you a:						
	GP Partner	Single GP practice	Salaried doctor	GP registrar	Sessional doctor	Locum GP	Other
Q8	%	%	%	%	%	%	%
I do not keep up to date on rheumatoid arthritis specifically							
Rank 1	73%	100%	50%	0%	0%	33%	100%
Rank 2	5%	0%	0%	0%	0%	17%	0%
Rank 3	22%	0%	50%	0%	100%	50%	0%
Mean	1.5	1.0	2.0	0.0	3.0	2.2	1.0
Base	77	3	6	0	1	6	5

	GP Partner	Single GP practice	Salaried doctor	GP registrar	Sessional doctor	Locum GP	Other
Q8	%	%	%	%	%	%	%
Regular reading of medical journals/clinical research							
Rank 1	44%	57%	50%	0%	60%	27%	25%
Rank 2	30%	14%	25%	100%	40%	36%	25%
Rank 3	26%	29%	25%	0%	0%	36%	50%
Mean	1.8	1.7	1.8	2.0	1.4	2.1	2.3
Base	235	7	28	1	5	11	8

	GP Partner	Single GP practice	Salaried doctor	GP registrar	Sessional doctor	Locum GP	Other
Q8	%	%	%	%	%	%	%
Online learning							
Rank 1	43%	38%	54%	0%	43%	76%	40%
Rank 2	35%	38%	36%	50%	43%	12%	60%
Rank 3	22%	25%	11%	50%	14%	12%	0%
Mean	1.8	1.9	1.6	2.5	1.7	1.4	1.6
Base	233	8	28	2	7	17	5

	GP Partner	Single GP practice	Salaried doctor	GP registrar	Sessional doctor	Locum GP	Other
Q8	%	%	%	%	%	%	%
Attendance at seminars/conferences/training events							
Rank 1	28%	18%	12%	0%	50%	14%	0%
Rank 2	37%	64%	41%	0%	25%	50%	50%
Rank 3	35%	18%	47%	100%	25%	36%	50%
Mean	2.1	2.0	2.4	3.0	1.8	2.2	2.5
Base	169	11	17	1	4	14	6

	GP Partner	Single GP practice	Salaried doctor	GP registrar	Sessional doctor	Locum GP	Other
Q8	%	%	%	%	%	%	%
Reading of material sent to me by pharmaceutical companies							
Rank 1	16%	67%	0%	0%	0%	0%	0%
Rank 2	37%	0%	60%	0%	25%	100%	0%
Rank 3	47%	33%	40%	0%	75%	0%	100%
Mean	2.3	1.7	2.4	0.0	2.8	2.0	3.0
Base	62	3	5	0	4	3	2

	GP Partner	Single GP practice	Salaried doctor	GP registrar	Sessional doctor	Locum GP	Other
Q8	%	%	%	%	%	%	%
Briefings/contact with patient support groups/organisations							
Rank 1	8%	0%	0%	0%	0%	0%	0%
Rank 2	38%	67%	60%	0%	0%	100%	0%
Rank 3	54%	33%	40%	0%	0%	0%	0%
Mean	2.5	2.3	2.4	0.0	0.0	2.0	0.0
Base	24	3	5	0	0	1	0

	GP Partner	Single GP practice	Salaried doctor	GP registrar	Sessional doctor	Locum GP	Other
Q8	%	%	%	%	%	%	%
Briefings/contact with hospital rheumatology department							
Rank 1	26%	25%	19%	100%	0%	40%	50%
Rank 2	38%	25%	24%	0%	100%	40%	25%
Rank 3	36%	50%	57%	0%	0%	20%	25%
Mean	2.1	2.3	2.4	1.0	2.0	1.8	1.8
Base	203	8	21	2	1	5	4

	GP Partner	Single GP practice	Salaried doctor	GP registrar	Sessional doctor	Locum GP	Other
Q8	%	%	%	%	%	%	%
Briefings/contact with other GPs							
Rank 1	7%	0%	20%	0%	0%	0%	0%
Rank 2	41%	0%	50%	0%	0%	29%	100%
Rank 3	52%	100%	30%	0%	100%	71%	0%
Mean	2.5	3.0	2.1	0.0	3.0	2.7	2.0
Base	105	3	10	0	2	7	2

	GP Partner	Single GP practice	Salaried doctor	GP registrar	Sessional doctor	Locum GP	Other
Q8	%	%	%	%	%	%	%
Other							
Rank 1	9%	0%	0%	0%	100%	100%	0%
Rank 2	18%	0%	0%	0%	0%	0%	0%
Rank 3	73%	0%	0%	0%	0%	0%	100%
Mean	2.6	0.0	0.0	0.0	1.0	1.0	1.0
Base	11	0	0	0	1	1	1

Q8 Please rank in order of the most commonly used, up to three ways in which you keep your medical knowledge of rheumatoid arthritis up to date.				
	Q4 Special interest (GPwSI) in rheumatoid arthritis?			
	Yes		No	
Q8	N	%	N	%
I do not keep up to date on rheumatoid arthritis specifically				
Rank 1	3	100%	66	69%
Rank 2	0	0%	5	5%
Rank 3	0	0%	24	25%
Mean	1.0		1.6	
Base	3		95	

	Q4 Special interest (GPwSI) in rheumatoid arthritis?			
	Yes		No	
Q8	N	%	N	%
Regular reading of medical journals/clinical research				
Rank 1	4	67%	126	44%
Rank 2	0	0%	88	30%
Rank 3	2	33%	75	26%
Mean	1.7		1.8	
Base	6		289	

	Q4 Special interest (GPwSI) in rheumatoid arthritis?			
	Yes		No	
Q8	N	%	N	%
Online learning				
Rank 1	1	20%	136	46%
Rank 2	2	40%	101	34%
Rank 3	2	40%	58	20%
Mean	2.2		1.7	
Base	5		295	

	Q4 Special interest (GPwSI) in rheumatoid arthritis?			
	Yes		No	
Q8	N	%	N	%
Attendance at seminars/conferences/training events				
Rank 1	3	38%	52	24%
Rank 2	5	63%	83	39%
Rank 3	0	0%	79	37%
Mean	1.6		2.1	
Base	8		214	

	Q4 Special interest (GPwSI) in rheumatoid arthritis?			
	Yes		No	
Q8	N	%	N	%
Reading of material sent to me by pharmaceutical companies				
Rank 1	0	0%	12	16%
Rank 2	0	0%	30	39%
Rank 3	2	100%	35	45%
Mean	3.0		2.3	
Base	2		77	

	Q4 Special interest (GPwSI) in rheumatoid arthritis?			
	Yes		No	
Q8	N	%	N	%
Briefings/contact with patient support groups/organisations				
Rank 1	0	0%	2	6%
Rank 2	0	0%	15	45%
Rank 3	0	0%	16	48%
Mean	0.0		2.4	
Base	0		33	

	Q4 Special interest (GPwSI) in rheumatoid arthritis?			
	Yes		No	
Q8	N	%	N	%
Briefings/contact with hospital rheumatology department				
Rank 1	2	20%	62	26%
Rank 2	4	40%	85	36%
Rank 3	4	40%	87	37%
Mean	2.2		2.1	
Base	10		234	

	Q4 Special interest (GPwSI) in rheumatoid arthritis?			
	Yes		No	
Q8	N	%	N	%
Briefings/contact with other GPs				
Rank 1	0	0%	9	7%
Rank 2	1	50%	51	40%
Rank 3	1	50%	67	53%
Mean	2.5		2.5	
Base	2		127	

	Q4 Special interest (GPwSI) in rheumatoid arthritis?			
	Yes		No	
Q8	N	%	N	%
Other				
Rank 1	0	0%	3	25%
Rank 2	1	50%	1	8%
Rank 3	1	50%	8	67%
Mean	2.5		2.4	
Base	2		12	

Q8 Please rank in order of the most commonly used, up to three ways in which you keep your medical knowledge of rheumatoid arthritis up to date.

Q5 Approximately how many patients with rheumatoid arthritis are on your practice's patient list?

	0		1 - 20		21 - 50		51 +		Don't know	
Q8	N	%	N	%	N	%	N	%	N	%
I do not keep up to date on rheumatoid arthritis specifically										
Rank 1	0	0%	15	75%	10	67%	7	64%	35	71%
Rank 2	0	0%	1	5%	0	0%	1	9%	2	4%
Rank 3	0	0%	4	20%	5	33%	3	27%	12	24%
Mean	0		1.5		1.7		1.6		1.5	
Base	0		20		15		11		49	

Q8 Please rank in order of the most commonly used, up to three ways in which you keep your medical knowledge of rheumatoid arthritis up to date.

Q5 Approximately how many patients with rheumatoid arthritis are on your practice's patient list?

	0		1 - 20		21 - 50		51 +		Don't know	
Q8	N	%	N	%	N	%	N	%	N	%
Regular reading of medical journals/clinical research										
Rank 1	1	100%	26	39%	35	45%	13	46%	55	46%
Rank 2	0	0%	22	33%	23	30%	4	14%	37	31%
Rank 3	0	0%	19	28%	19	25%	11	39%	28	23%
Mean	0		1.9		1.8		1.9		1.8	
Base	1		67		77		28		120	

Q8 Please rank in order of the most commonly used, up to three ways in which you keep your medical knowledge of rheumatoid arthritis up to date.

Q5 Approximately how many patients with rheumatoid arthritis are on your practice's patient list?

	0		1 - 20		21 - 50		51 +		Don't know	
Q8	N	%	N	%	N	%	N	%	N	%
Online learning										
Rank 1	0	0%	31	43%	36	49%	17	50%	51	44%
Rank 2	1	100%	27	38%	24	32%	11	32%	39	34%
Rank 3	0	0%	14	19%	14	19%	6	18%	26	22%
Mean	0		1.8		1.7		1.7		1.8	
Base	1		72		74		34		116	

Q8 Please rank in order of the most commonly used, up to three ways in which you keep your medical knowledge of rheumatoid arthritis up to date.

Q5 Approximately how many patients with rheumatoid arthritis are on your practice's patient list?

	0		1 - 20		21 - 50		51 +		Don't know	
Q8	N	%	N	%	N	%	N	%	N	%
Attendance at seminars/conferences/training events										
Rank 1	0	0%	13	26%	18	30%	7	26%	17	20%
Rank 2	0	0%	19	38%	18	30%	13	48%	38	46%
Rank 3	0	0%	18	36%	25	41%	7	26%	28	34%
Mean	0		2.1		2.1		2.0		2.1	
Base	0		50		61		27		83	

Q8 Please rank in order of the most commonly used, up to three ways in which you keep your medical knowledge of rheumatoid arthritis up to date.

Q5 Approximately how many patients with rheumatoid arthritis are on your practice's patient list?

	0		1 - 20		21 - 50		51 +		Don't know	
Q8	N	%	N	%	N	%	N	%	N	%
Reading of material sent to me by pharmaceutical companies										
Rank 1	0	0%	4	25%	3	17%	4	40%	1	3%
Rank 2	0	0%	5	31%	8	44%	2	20%	15	43%
Rank 3	0	0%	7	44%	7	39%	4	40%	19	54%
Mean	0		2.2		2.2		2.0		2.5	
Base	0		16		18		10		35	

Q8 Please rank in order of the most commonly used, up to three ways in which you keep your medical knowledge of rheumatoid arthritis up to date.

Q5 Approximately how many patients with rheumatoid arthritis are on your practice's patient list?

	0		1 - 20		21 - 50		51 +		Don't know	
Q8	N	%	N	%	N	%	N	%	N	%
Briefings/contact with patient support groups/organisations										
Rank 1	0	0%	0	0%	1	11%	1	17%	0	0%
Rank 2	0	0%	4	67%	5	56%	1	17%	5	45%
Rank 3	0	0%	2	33%	3	33%	4	67%	6	55%
Mean	0		2.3		2.2		2.5		2.5	
Base	0		6		9		6		11	

Q8 Please rank in order of the most commonly used, up to three ways in which you keep your medical knowledge of rheumatoid arthritis up to date.

Q5 Approximately how many patients with rheumatoid arthritis are on your practice's patient list?

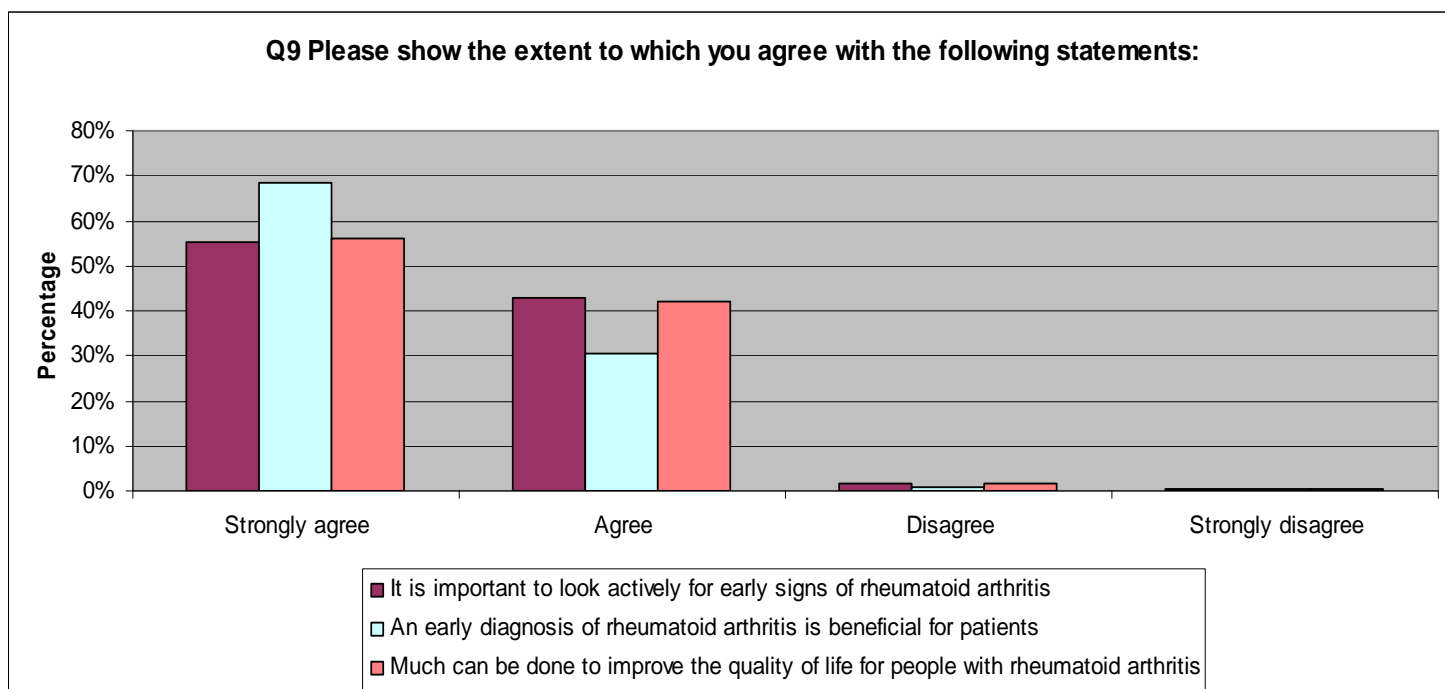
	0		1 - 20		21 - 50		51 +		Don't know	
Q8	N	%	N	%	N	%	N	%	N	%
Briefings/contact with hospital rheumatology department										
Rank 1	0	0%	16	31%	14	22%	7	19%	27	30%
Rank 2	0	0%	19	37%	24	38%	16	43%	30	33%
Rank 3	1	100%	17	33%	25	40%	14	38%	34	37%
Mean	0		2.0		2.2		2.2		2.1	
Base	1		52		63		37		91	

Q8 Please rank in order of the most commonly used, up to three ways in which you keep your medical knowledge of rheumatoid arthritis up to date.

Q5 Approximately how many patients with rheumatoid arthritis are on your practice's patient list?

	0		1 - 20		21 - 50		51 +		Don't know	
Q8	N	%	N	%	N	%	N	%	N	%
Briefings/contact with other GPs										
Rank 1	0	0%	1	4%	2	6%	1	7%	5	9%
Rank 2	0	0%	8	29%	14	42%	9	60%	21	40%
Rank 3	0	0%	19	68%	17	52%	5	33%	27	51%
Mean	0		2.6		2.5		2.3		2.4	
Base	0		28		33		15		53	

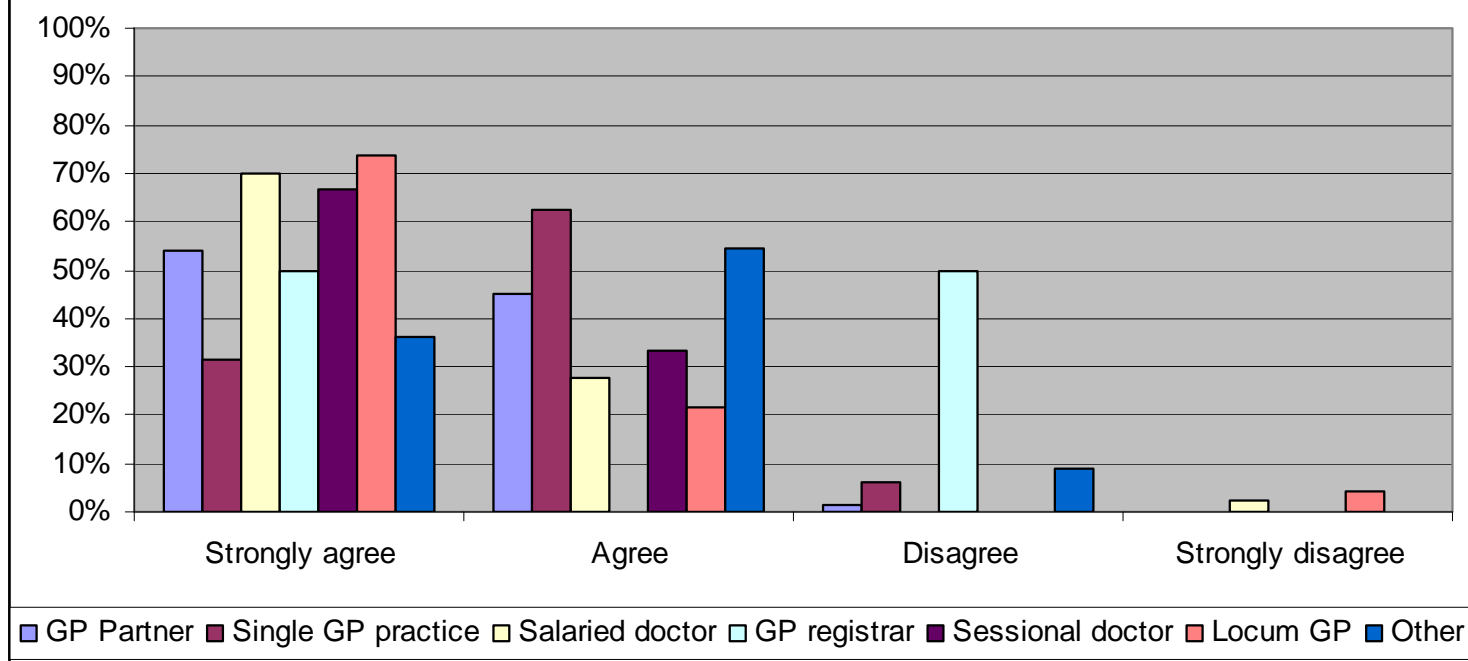
Q9 Please show the extent to which you agree with the following statements:		
	Total	
	N	%
It is important to look actively for early signs of rheumatoid arthritis		
Strongly agree	265	55%
Agree	205	43%
Disagree	8	2%
Strongly disagree	2	0%
Base	480	
An early diagnosis of rheumatoid arthritis is beneficial for patients		
Strongly agree	328	68%
Agree	147	31%
Disagree	4	1%
Strongly disagree	1	0%
Base	480	
Much can be done to improve the quality of life for people with rheumatoid arthritis		
Strongly agree	268	56%
Agree	202	42%
Disagree	7	1%
Strongly disagree	1	0%
Base	478	



Q9 Please show the extent to which you agree with the following statements:

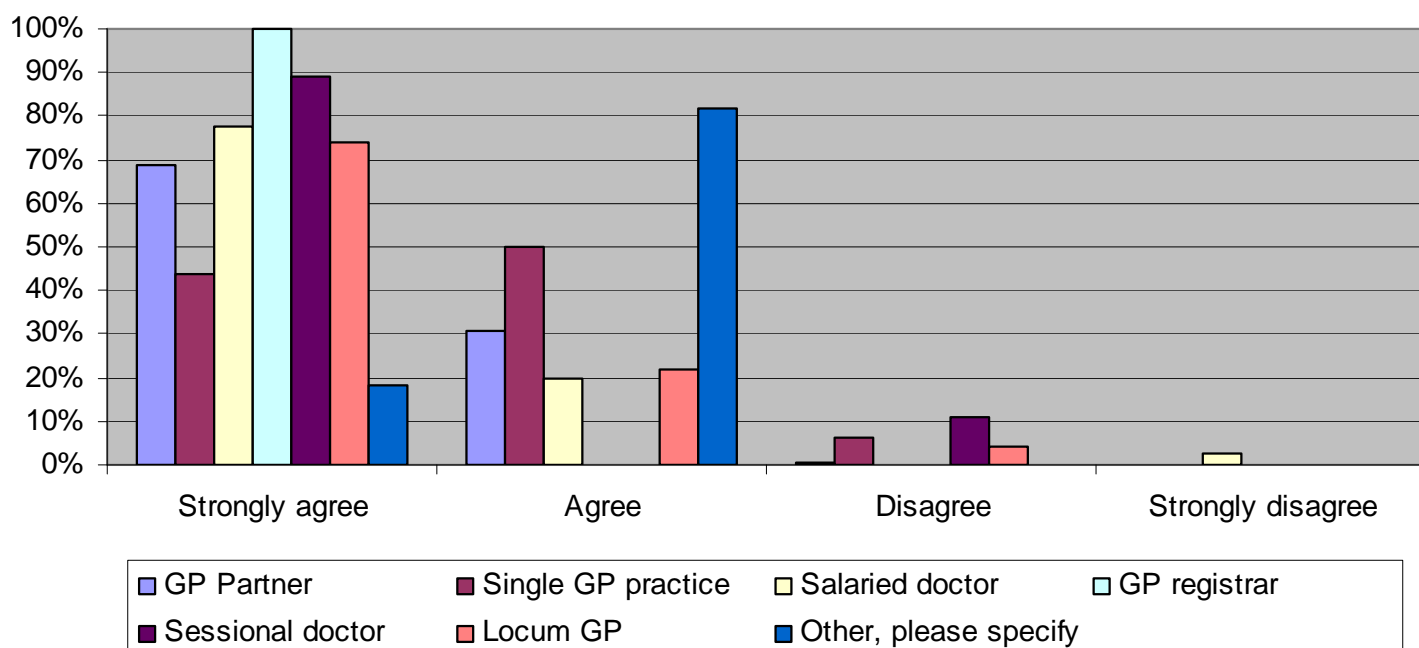
	Q1a Are you a:						
	GP Partner	Single GP practice	Salaried doctor	GP registrar	Sessional doctor	Locum GP	Other
Q9	%	%	%	%	%	%	%
It is important to look actively for early signs of rheumatoid arthritis							
Strongly agree	54%	31%	70%	50%	67%	74%	36%
Agree	45%	63%	28%	0%	33%	22%	55%
Disagree	1%	6%	0%	50%	0%	0%	9%
Strongly disagree	0%	0%	3%	0%	0%	4%	0%
Base	379	16	40	2	9	23	11

Q9 It is important to look actively for early signs of rheumatoid arthritis vs Q1a

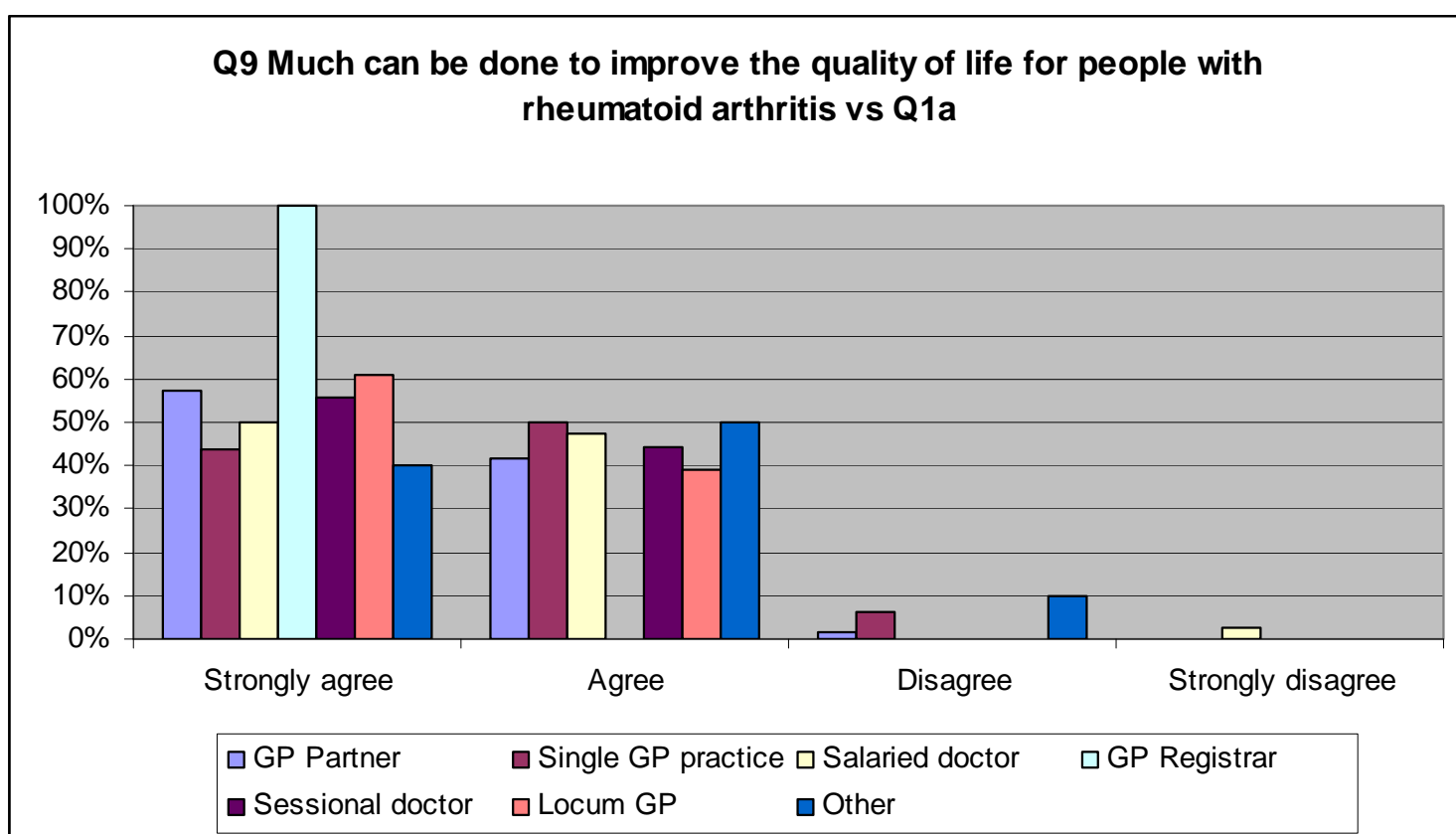


	GP Partner	Single GP practice	Salaried doctor	GP registrar	Sessional doctor	Locum GP	Other
Q9	%	%	%	%	%	%	%
An early diagnosis of rheumatoid arthritis is beneficial for patients							
Strongly agree	69%	44%	78%	100%	89%	74%	18%
Agree	31%	50%	20%	0%	0%	22%	82%
Disagree	0%	6%	0%	0%	11%	4%	0%
Strongly disagree	0%	0%	3%	0%	0%	0%	0%
Base	379	16	40	2	9	23	11

Q9 An early diagnosis of rheumatoid arthritis is beneficial for patients vs Q1a



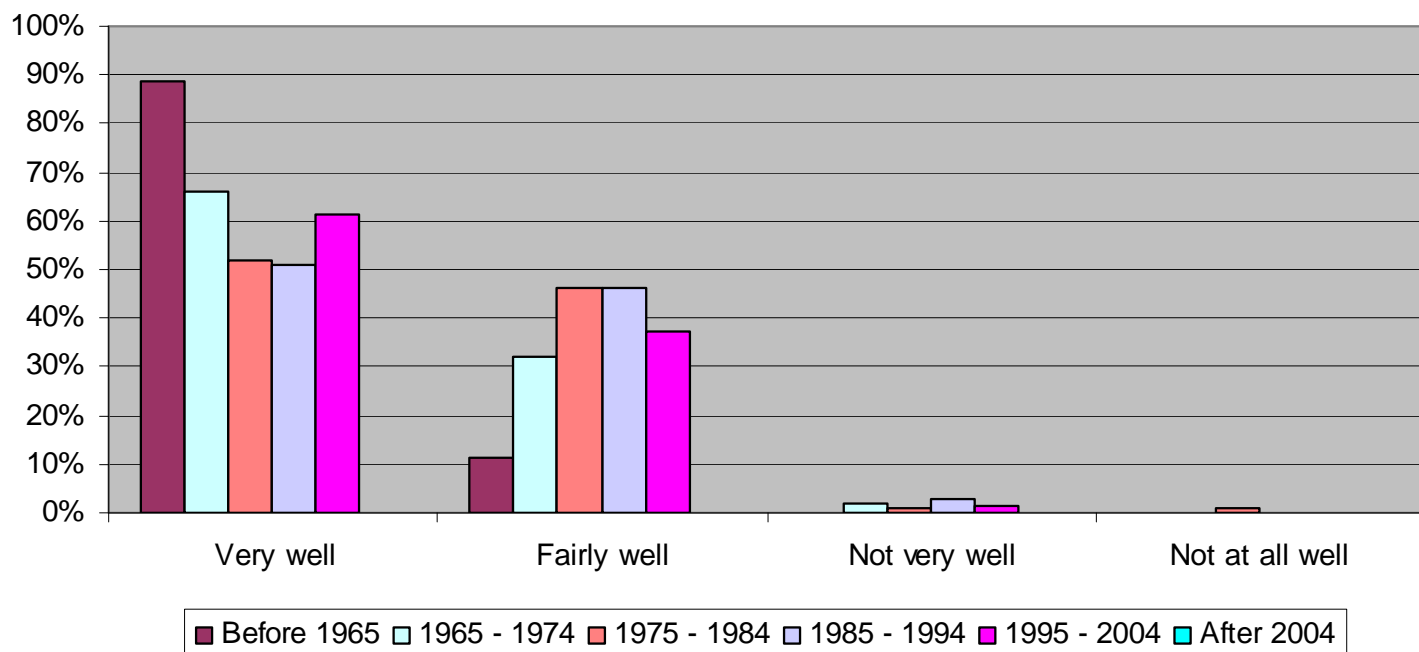
	GP Partner	Single GP practice	Salaried doctor	GP registrar	Sessional doctor	Locum GP	Other
Q9	%	%	%	%	%	%	%
Much can be done to improve the quality of life for people with rheumatoid arthritis							
Strongly agree	57%	44%	50%	100%	56%	61%	40%
Agree	42%	50%	48%	0%	44%	39%	50%
Disagree	1%	6%	0%	0%	0%	0%	10%
Strongly disagree	0%	0%	3%	0%	0%	0%	0%
Base	378	16	40	2	9	23	10



Q9 Please show the extent to which you agree with the following statements:

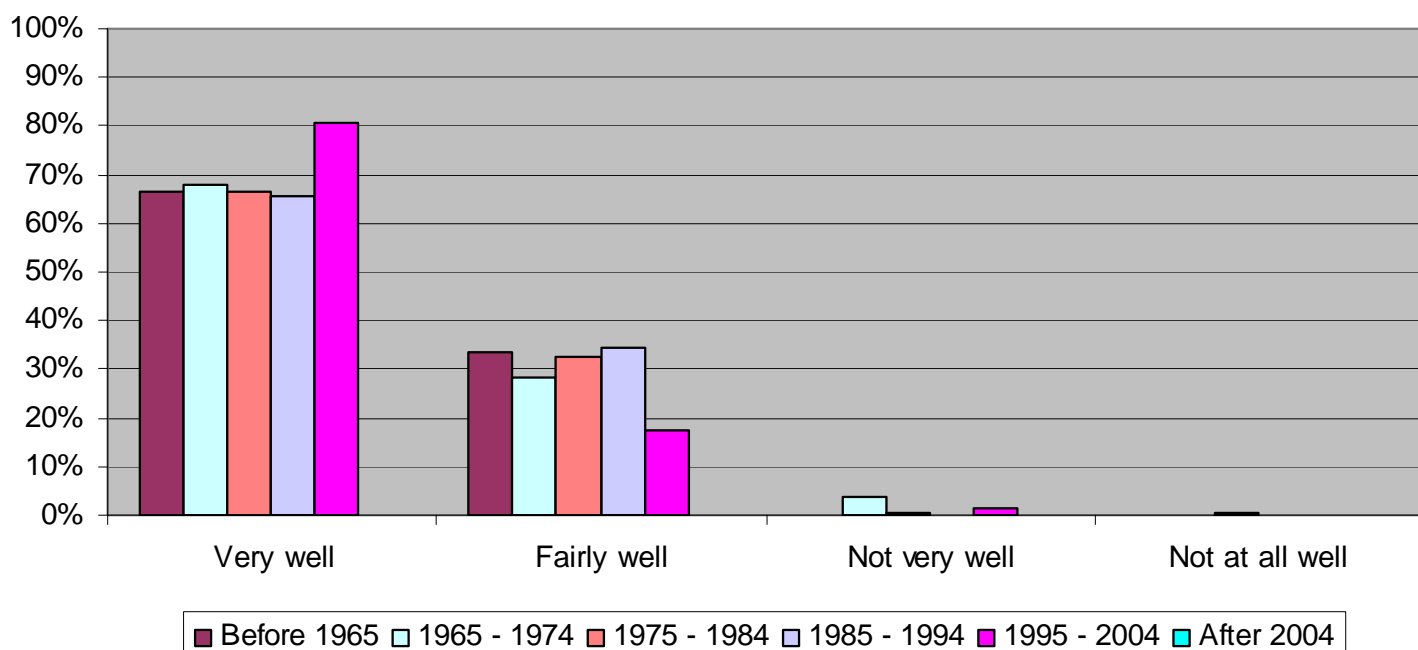
	Q3a In which year did you first qualify as a doctor?											
	Before 1965		1965 - 1974		1975 - 1984		1985 - 1994		1995 - 2004		After 2004	
Q9	N	%	N	%	N	%	N	%	N	%	N	%
It is important to look actively for early signs of rheumatoid arthritis												
Very well	8	89%	35	66%	105	52%	76	51%	41	61%	0	0%
Fairly well	1	11%	17	32%	93	46%	69	46%	25	37%	0	0%
Not very well	0	0%	1	2%	2	1%	4	3%	1	1%	0	0%
Not at all well	0	0%	0	0%	2	1%	0	0%	0	0%	0	0%
Base	9		53		202		149		67		0	

**Q9 It is important to look actively for early signs of rheumatoid arthritis
vs Q3a**



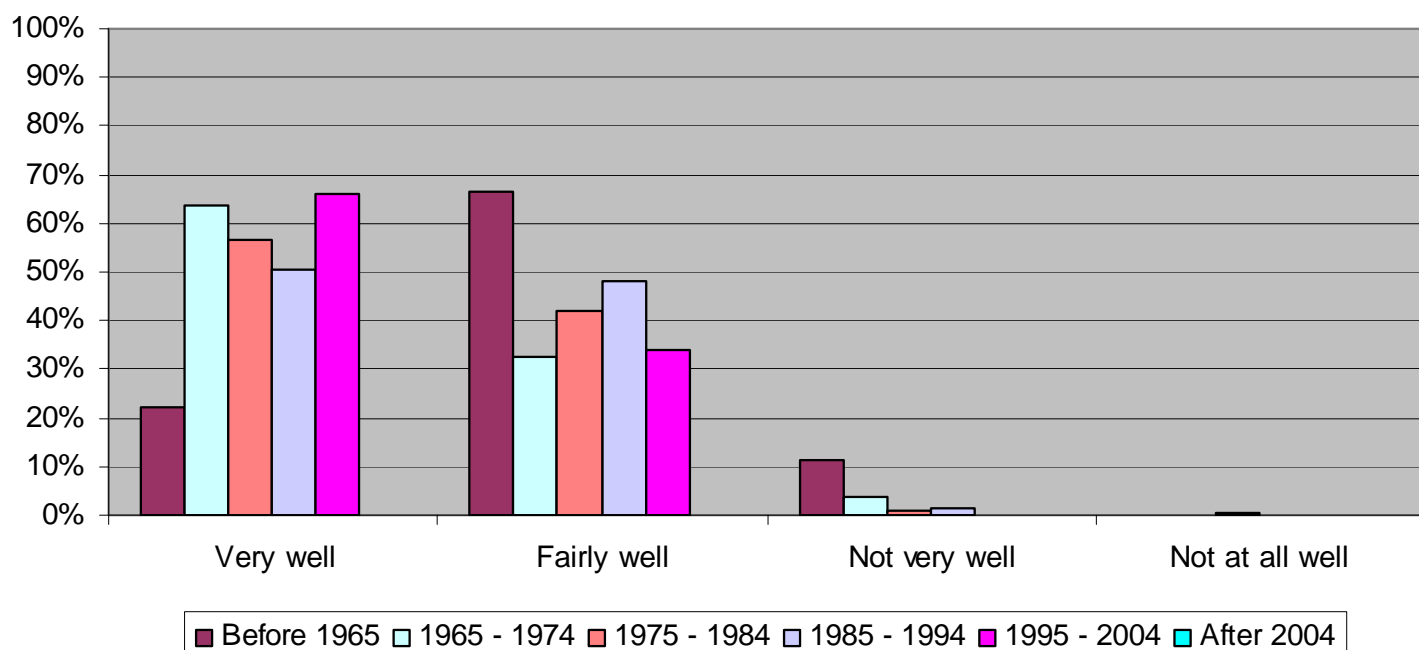
	Q3a In which year did you first qualify as a doctor?											
	Before 1965		1965 - 1974		1975 - 1984		1985 - 1994		1995 - 2004		After 2004	
Q9	N	%	N	%	N	%	N	%	N	%	N	%
An early diagnosis of rheumatoid arthritis is beneficial for patients												
Very well	6	67%	36	68%	134	66%	97	66%	55	81%	0	0%
Fairly well	3	33%	15	28%	66	33%	51	34%	12	18%	0	0%
Not very well	0	0%	2	4%	1	0%	0	0%	1	1%	0	0%
Not at all well	0	0%	0	0%	1	0%	0	0%	0	0%	0	0%
Base	9		53		202		148		68		0	

**Q9 An early diagnosis of rheumatoid arthritis is beneficial for patients
vs Q3a**



	Q3a In which year did you first qualify as a doctor?											
	Before 1965		1965 - 1974		1975 - 1984		1985 - 1994		1995 - 2004		After 2004	
Q9	N	%	N	%	N	%	N	%	N	%	N	%
Much can be done to improve the quality of life for people with rheumatoid arthritis												
Very well	2	22%	33	63%	114	56%	74	50%	45	66%	0	0%
Fairly well	6	67%	17	33%	85	42%	71	48%	23	34%	0	0%
Not very well	1	11%	2	4%	2	1%	2	1%	0	0%	0	0%
Not at all well	0	0%	0	0%	1	0%	0	0%	0	0%	0	0%
Base	9		52		202		147		68		0	

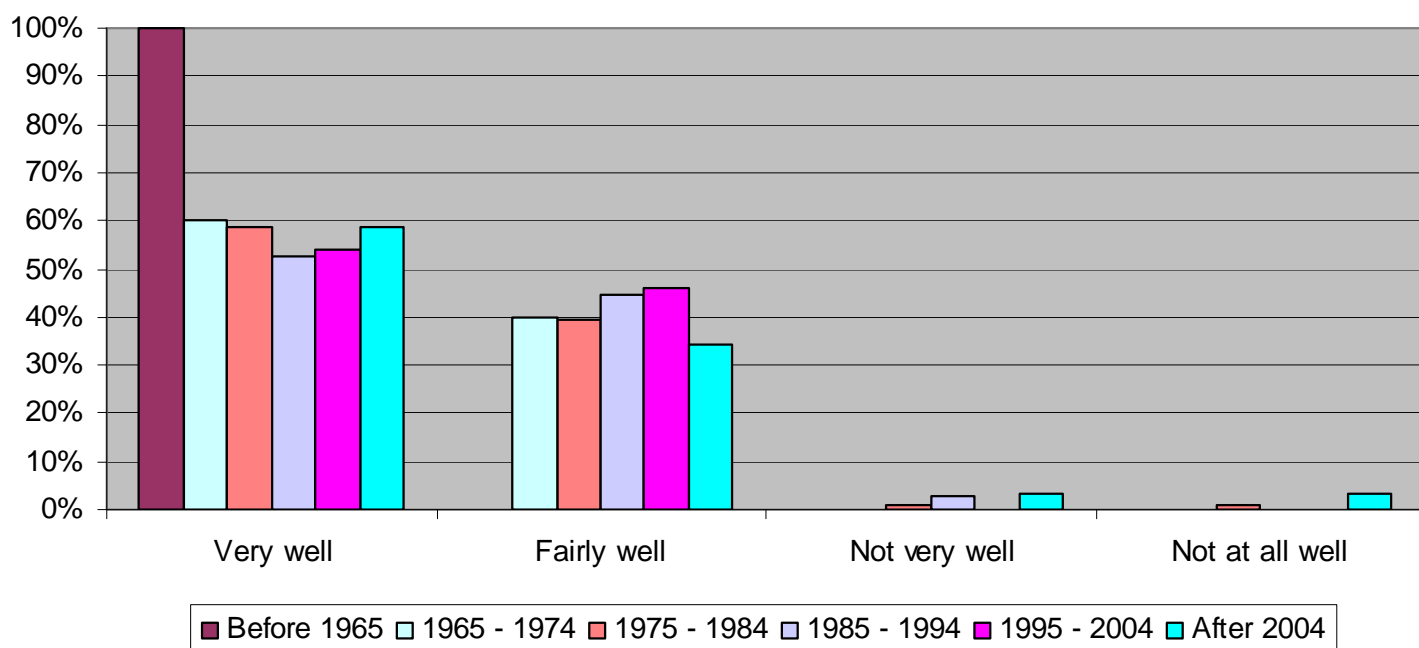
**Q9 Much can be done to improve the quality of life for people with
rheumatoid arthritis vs Q3a**



Q9 Please show the extent to which you agree with the following statements:

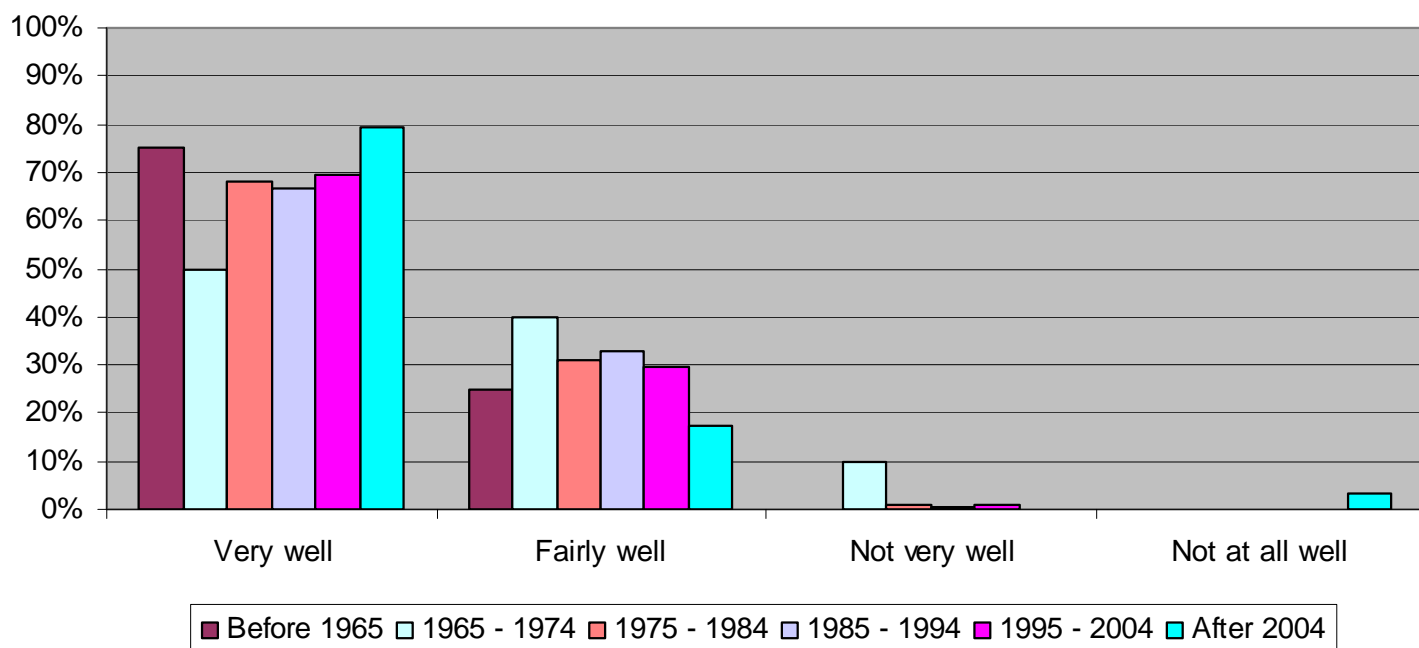
	Q3b In which year did you take up post as a GP?											
	Before 1965		1965 - 1974		1975 - 1984		1985 - 1994		1995 - 2004		After 2004	
Q9	N	%	N	%	N	%	N	%	N	%	N	%
It is important to look actively for early signs of rheumatoid arthritis												
Very well	4	100%	6	60%	61	59%	108	53%	69	54%	17	59%
Fairly well	0	0%	4	40%	41	39%	91	44%	59	46%	10	34%
Not very well	0	0%	0	0%	1	1%	6	3%	0	0%	1	3%
Not at all well	0	0%	0	0%	1	1%	0	0%	0	0%	1	3%
Base	4		10		104		205		128		29	

**Q9 It is important to look actively for early signs of rheumatoid arthritis
vs Q3b**



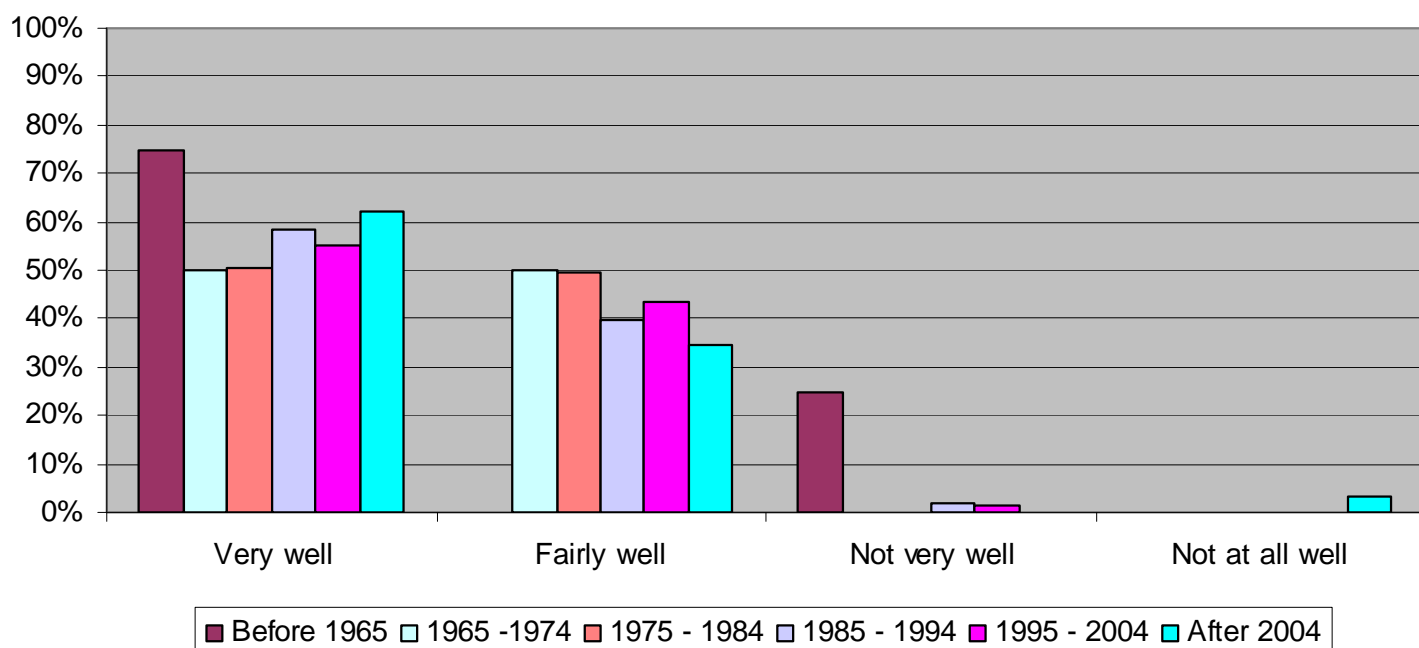
	Before 1965		1965 - 1974		1975 - 1984		1985 - 1994		1995 - 2004		After 2004	
Q9	N	%	N	%	N	%	N	%	N	%	N	%
An early diagnosis of rheumatoid arthritis is beneficial for patients												
Very well	3	75%	5	50%	71	68%	137	67%	89	70%	23	79%
Fairly well	1	25%	4	40%	32	31%	67	33%	38	30%	5	17%
Not very well	0	0%	1	10%	1	1%	1	0%	1	1%	0	0%
Not at all well	0	0%	0	0%	0	0%	0	0%	0	0%	1	3%
Base	4		10		104		205		128		29	

**Q9 An early diagnosis of rheumatoid arthritis is beneficial for patients vs
Q3b**



	Before 1965		1965 - 1974		1975 - 1984		1985 - 1994		1995 - 2004		After 2004	
Q9	N	%	N	%	N	%	N	%	N	%	N	%
Much can be done to improve the quality of life for people with rheumatoid arthritis												
Very well	3	75%	5	50%	52	50%	120	59%	70	55%	18	62%
Fairly well	0	0%	5	50%	51	50%	81	40%	55	43%	10	34%
Not very well	1	25%	0	0%	0	0%	4	2%	2	2%	0	0%
Not at all well	0	0%	0	0%	0	0%	0	0%	0	0%	1	3%
Base	4		10		103		205		127		29	

Q9 Much can be done to improve the quality of life for people with rheumatoid arthritis vs Q3b

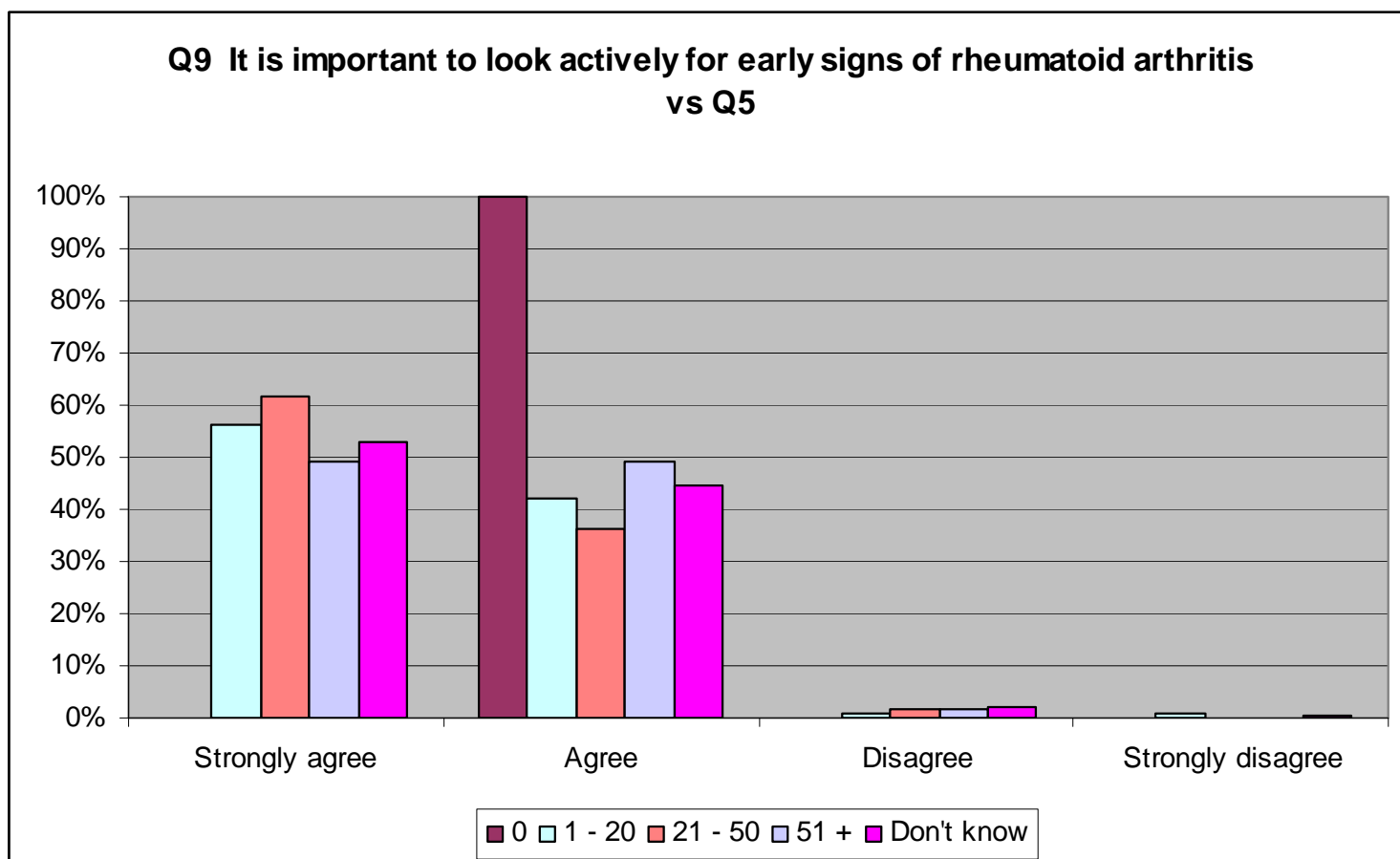


Q9 Please show the extent to which you agree with the following statements:				
	Q4 Special interest (GPwSI) in rheumatoid arthritis?			
	Yes		No	
	N	%	N	%
It is important to look actively for early signs of rheumatoid arthritis				
Strongly agree	10	77%	255	55%
Agree	3	23%	202	43%
Disagree	0	0%	8	2%
Strongly disagree	0	0%	2	0%
Base	13		467	

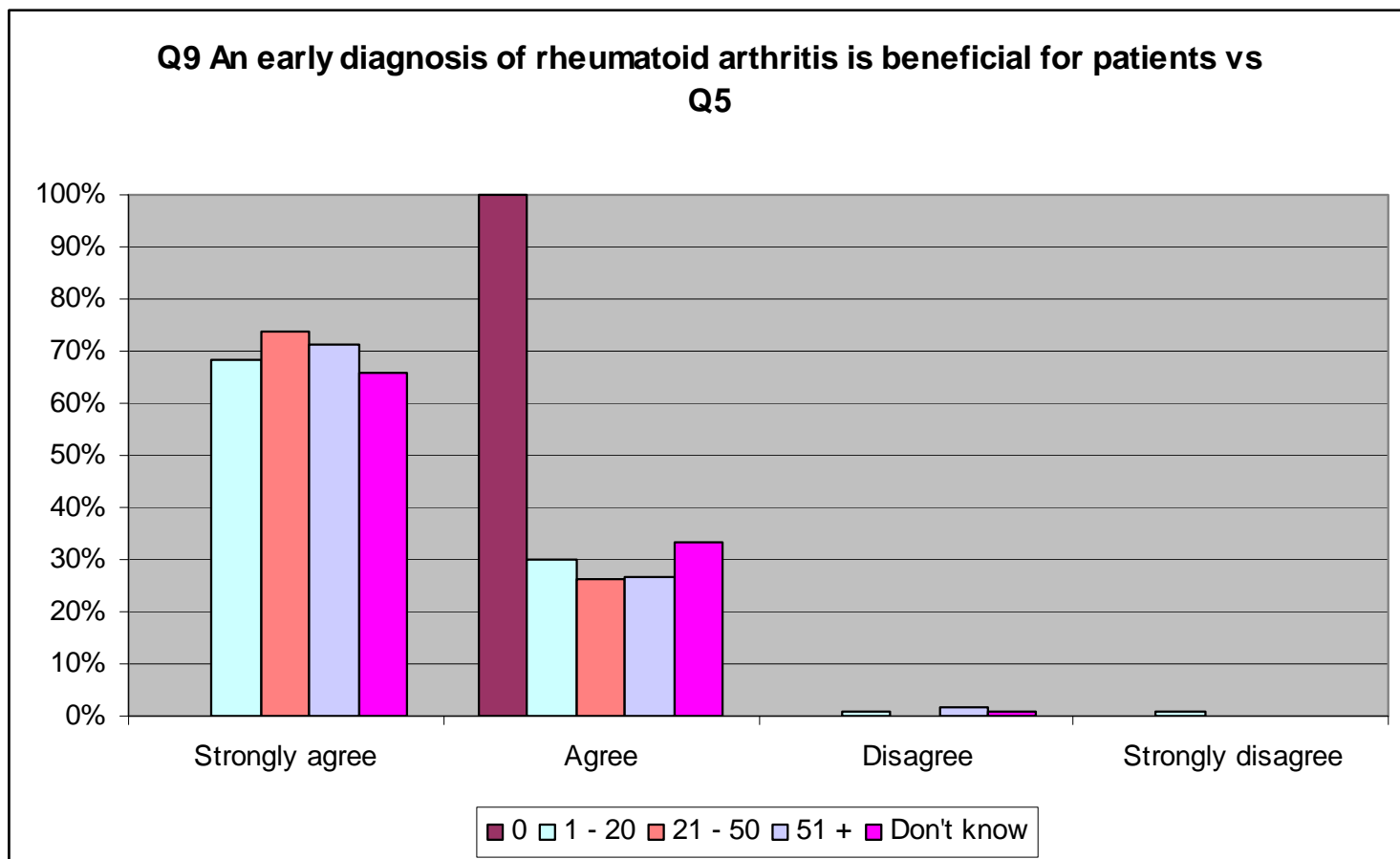
	Yes		No	
	N	%	N	%
An early diagnosis of rheumatoid arthritis is beneficial for patients				
Strongly agree	8	62%	320	69%
Agree	5	38%	142	30%
Disagree	0	0%	4	1%
Strongly disagree	0	0%	1	0%
Base	13		467	

	Yes		No	
	N	%	N	%
Much can be done to improve the quality of life for people with rheumatoid arthritis				
Strongly agree	8	62%	260	56%
Agree	4	31%	198	43%
Disagree	1	8%	6	1%
Strongly disagree	0	0%	1	0%
Base	13		465	

Q9 Please show the extent to which you agree with the following statements:										
	Q5 Approximately how many patients with rheumatoid arthritis are on your practice's patient list?									
	0		1 - 20		21 - 50		51 +		Don't know	
Q9	N	%	N	%	N	%	N	%	N	%
It is important to look actively for early signs of rheumatoid arthritis										
Strongly agree	0	0%	60	56%	73	62%	28	49%	102	53%
Agree	1	100%	45	42%	43	36%	28	49%	86	45%
Disagree	0	0%	1	1%	2	2%	1	2%	4	2%
Strongly disagree	0	0%	1	1%	0	0%	0	0%	1	1%
Base	1		107		118		57		193	



Q9 Please show the extent to which you agree with the following statements:										
Q5 Approximately how many patients with rheumatoid arthritis are on your practice's patient list?										
	0		1 - 20		21 - 50		51 +		Don't know	
Q9	N	%	N	%	N	%	N	%	N	%
An early diagnosis of rheumatoid arthritis is beneficial for patients										
Strongly agree	0	0%	73	68%	88	74%	40	71%	127	66%
Agree	1	100%	32	30%	31	26%	15	27%	64	33%
Disagree	0	0%	1	1%	0	0%	1	2%	2	1%
Strongly disagree	0	0%	1	1%	0	0%	0	0%	0	0%
Base	1		107		119		56		193	

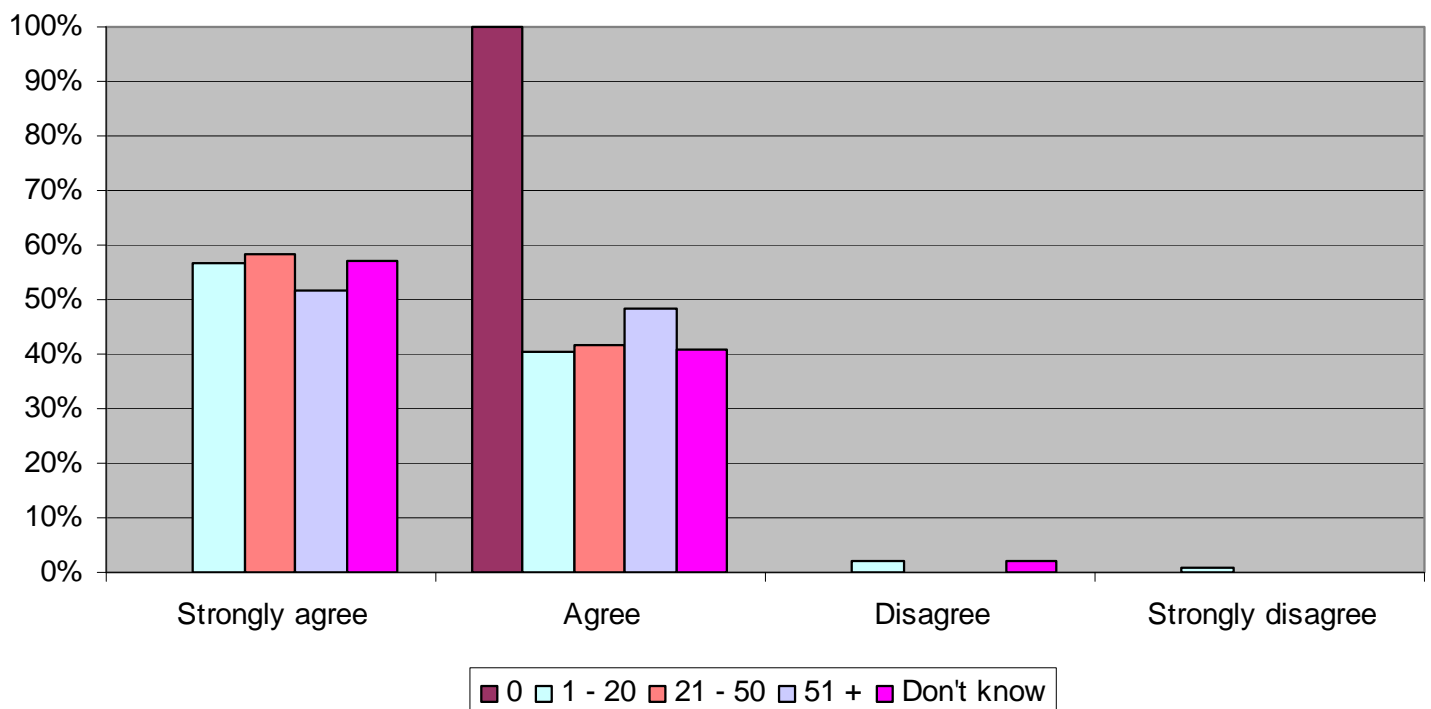


Q9 Please show the extent to which you agree with the following statements:

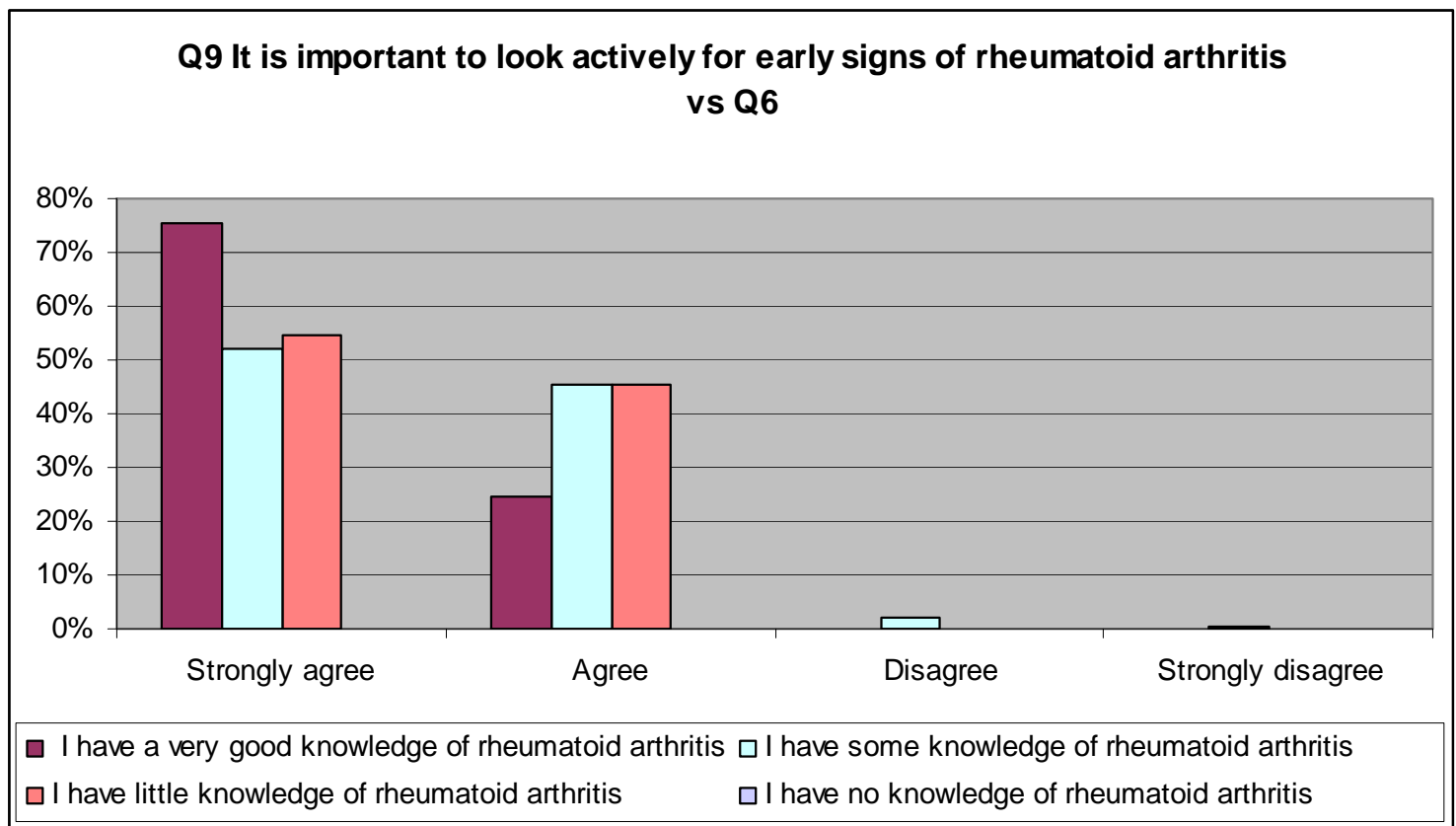
Q5 Approximately how many patients with rheumatoid arthritis are on your practice's patient list?

	0		1 - 20		21 - 50		51 +		Don't know	
Q9	N	%	N	%	N	%	N	%	N	%
Much can be done to improve the quality of life for people with rheumatoid arthritis										
Strongly agree	0	0%	60	57%	69	58%	29	52%	110	57%
Agree	1	100%	43	41%	49	42%	27	48%	79	41%
Disagree	0	0%	2	2%	0	0%	0	0%	4	2%
Strongly disagree	0	0%	1	1%	0	0%	0	0%	0	0%
Base	1		106		118		56		193	

Q9 Much can be done to improve the quality of life for people with rheumatoid arthritis vs Q5

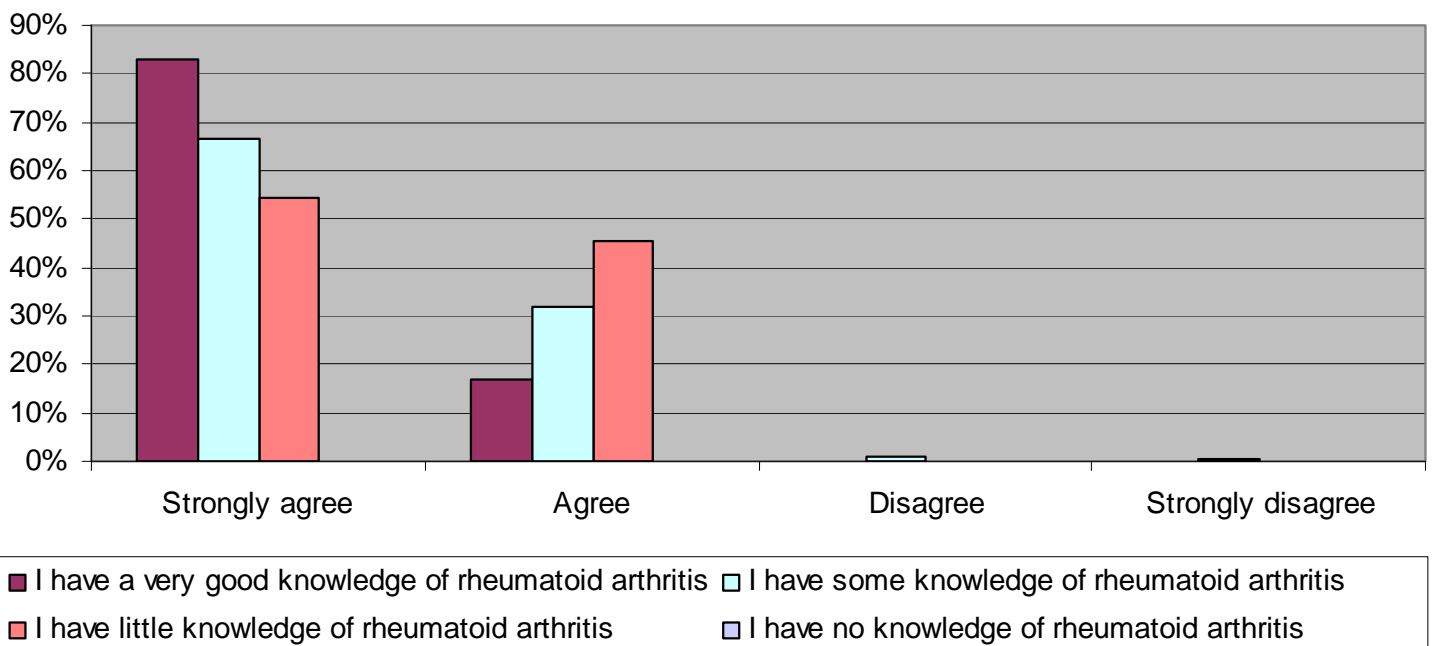


Q9 Please show the extent to which you agree with the following statements:								
Q6 How would you describe your medical knowledge of rheumatoid arthritis?								
	I have a very good knowledge		I have some knowledge		I have little knowledge		I have no knowledge	
	N	%	N	%	N	%	N	%
It is important to look actively for early signs of rheumatoid arthritis								
Strongly agree	49	75%	204	52%	12	55%	0	0%
Agree	16	25%	179	46%	10	45%	0	0%
Disagree	0	0%	8	2%	0	0%	0	0%
Strongly disagree	0	0%	2	1%	0	0%	0	0%
Base	65		393		22		0	



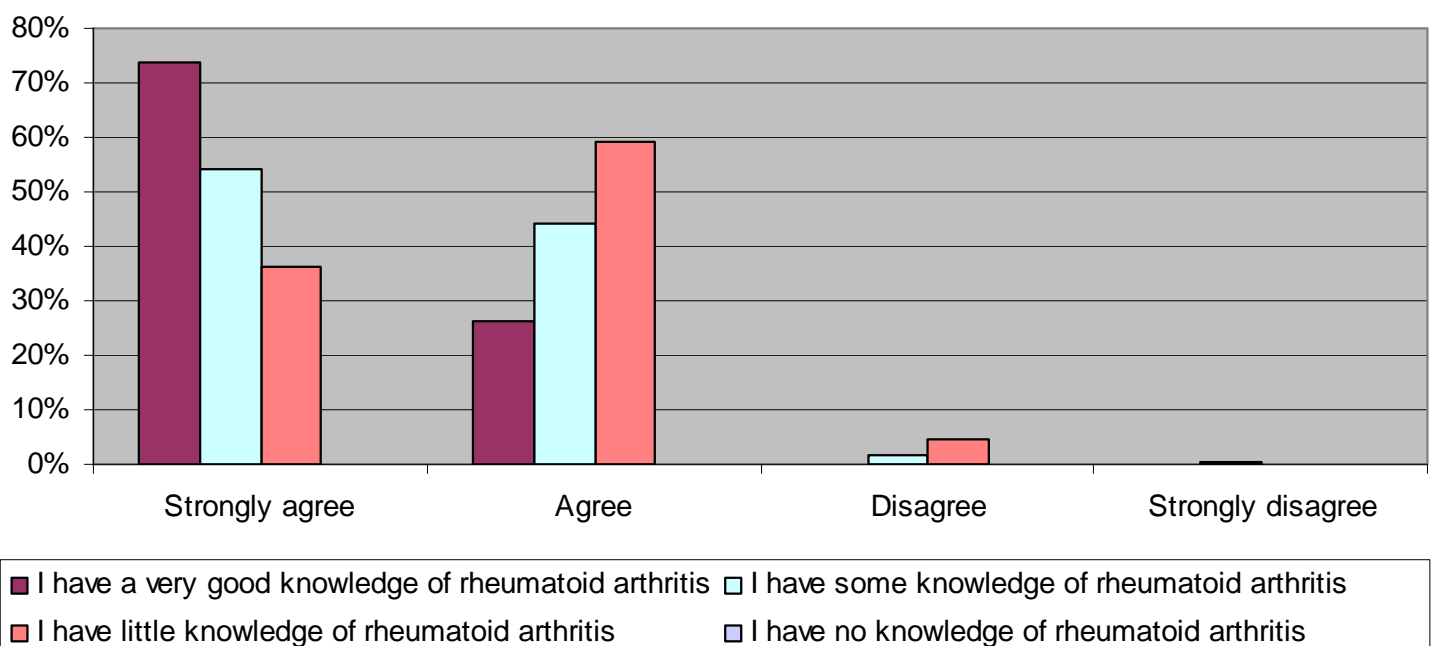
	I have a very good knowledge		I have some knowledge		I have little knowledge		I have no knowledge	
	N	%	N	%	N	%	N	%
An early diagnosis of rheumatoid arthritis is beneficial for patients								
Strongly agree	54	83%	262	67%	12	55%	0	0%
Agree	11	17%	126	32%	10	45%	0	0%
Disagree	0	0%	4	1%	0	0%	0	0%
Strongly disagree	0	0%	1	0%	0	0%	0	0%
Base	65		393		22		0	

Q9 An early diagnosis of rheumatoid arthritis is beneficial for patients vs Q6

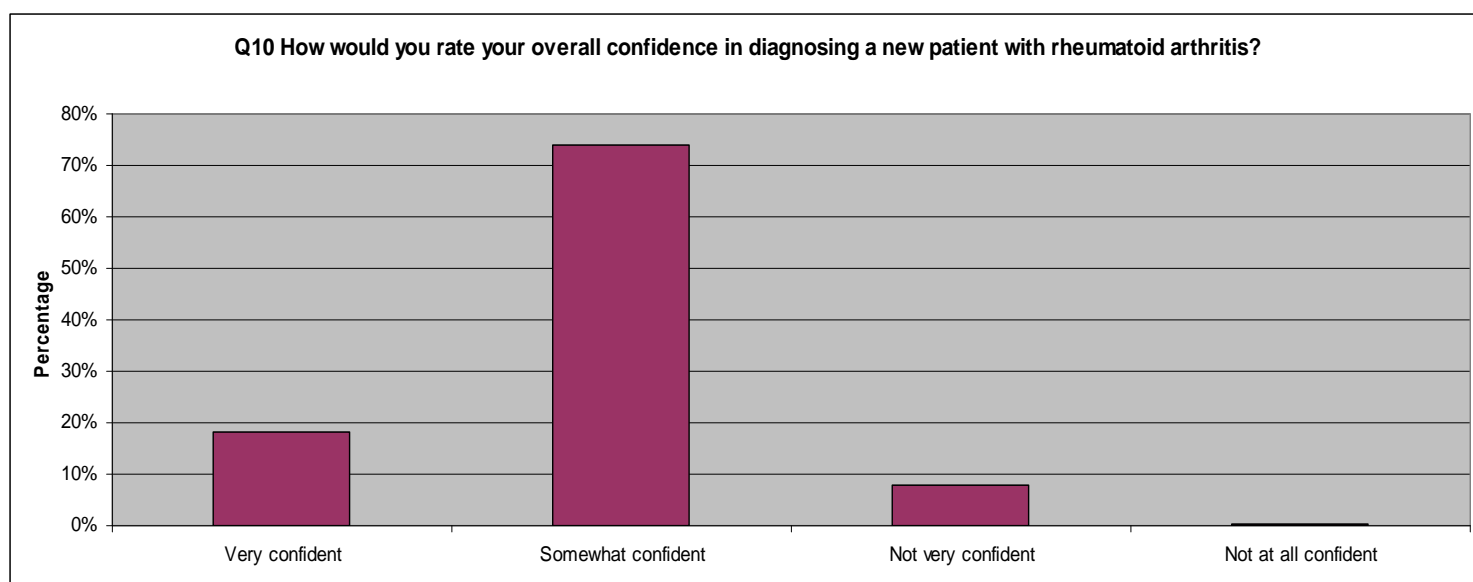


	I have a very good knowledge		I have some knowledge		I have little knowledge		I have no knowledge	
	N	%	N	%	N	%	N	%
Much can be done to improve the quality of life for people with rheumatoid arthritis								
Strongly agree	48	74%	212	54%	8	36%	0	0%
Agree	17	26%	172	44%	13	59%	0	0%
Disagree	0	0%	6	2%	1	5%	0	0%
Strongly disagree	0	0%	1	0%	0	0%	0	0%
Base	65		391		22		0	

Q9 Much can be done to improve the quality of life for people with rheumatoid arthritis vs Q6



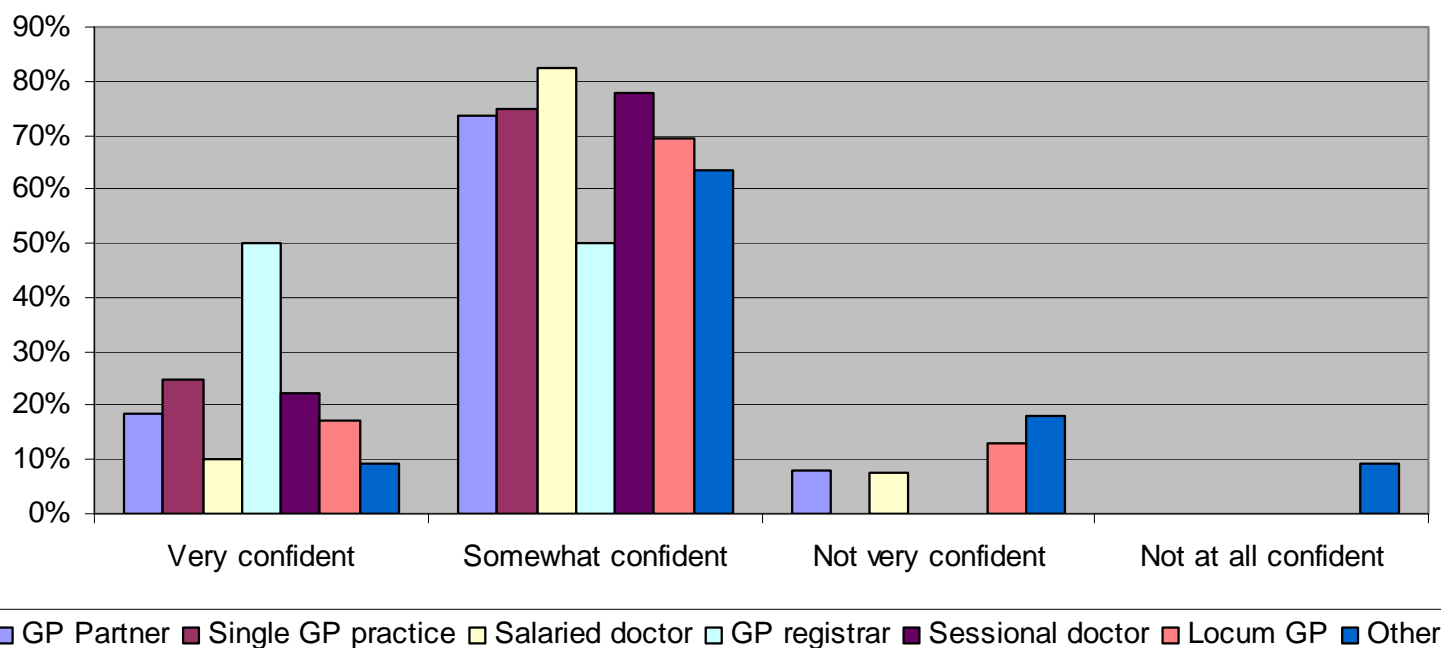
C. IDENTIFICATION OF RHEUMATOID ARTHRITIS		
Q10 How would you rate your overall confidence in diagnosing a new patient with rheumatoid arthritis (please tick one)?		
	Total	
Q10	N	%
Very confident	87	18%
Somewhat confident	355	74%
Not very confident	38	8%
Not at all confident	1	0%
Base	481	



Q10 How would you rate your overall confidence in diagnosing a new patient with rheumatoid arthritis?

	Q1a Are you a:						
	GP Partner	Single GP practice	Salaried doctor	GP registrar	Sessional doctor	Locum GP	Other
Q10	%	%	%	%	%	%	%
Very confident	19%	25%	10%	50%	22%	17%	9%
Somewhat confident	73%	75%	83%	50%	78%	70%	64%
Not very confident	8%	0%	8%	0%	0%	13%	18%
Not at all confident	0%	0%	0%	0%	0%	0%	9%
Base	380	16	40	2	9	23	11

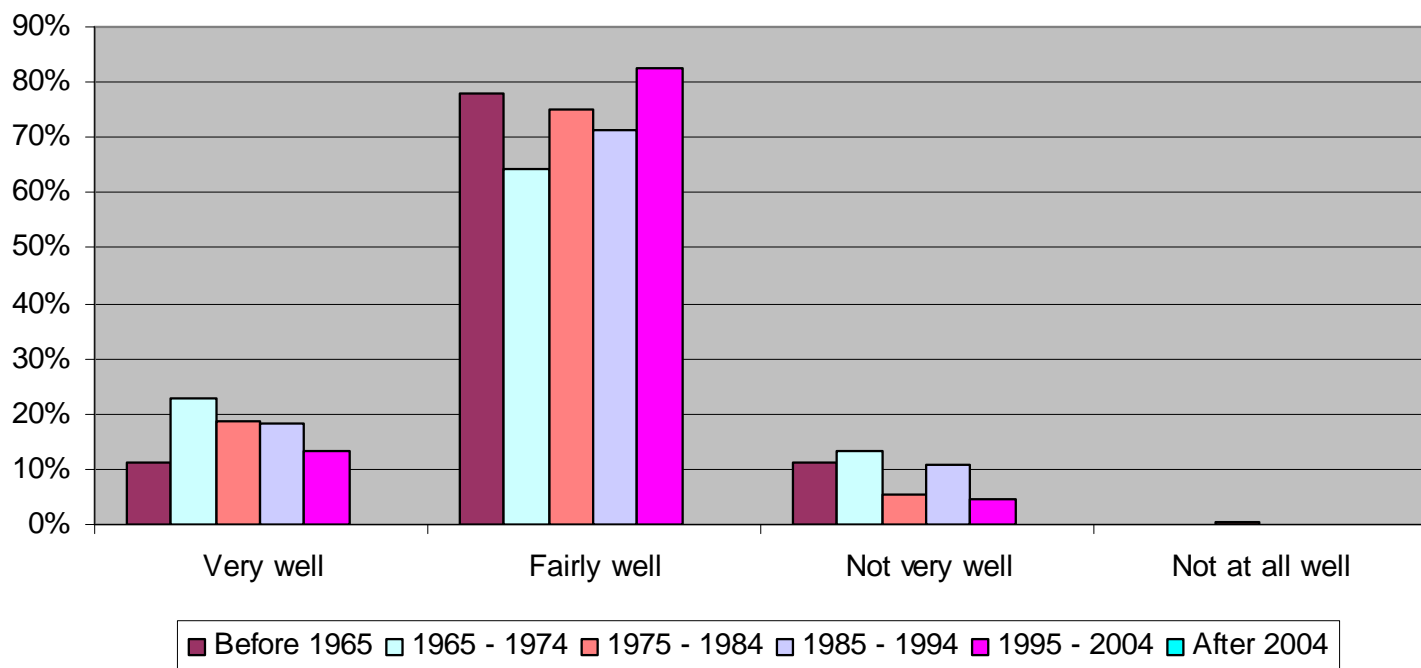
Q10 How would you rate your overall confidence in diagnosing a new patient with rheumatoid arthritis? vs Q1a



C. IDENTIFICATION OF RHEUMATOID ARTHRITIS - Q10 How would you rate your overall confidence in diagnosing a new patient with rheumatoid arthritis?

	Q3a In which year did you first qualify as a doctor?											
	Before 1965		1965 - 1974		1975 - 1984		1985 - 1994		1995 - 2004		After 2004	
Q10	N	%	N	%	N	%	N	%	N	%	N	%
Very well	1	11%	12	23%	38	19%	27	18%	9	13%	0	0%
Fairly well	7	78%	34	64%	152	75%	106	71%	56	82%	0	0%
Not very well	1	11%	7	13%	11	5%	16	11%	3	4%	0	0%
Not at all well	0	0%	0	0%	1	0%	0	0%	0	0%	0	0%
Base	9		53		202		149		68		0	

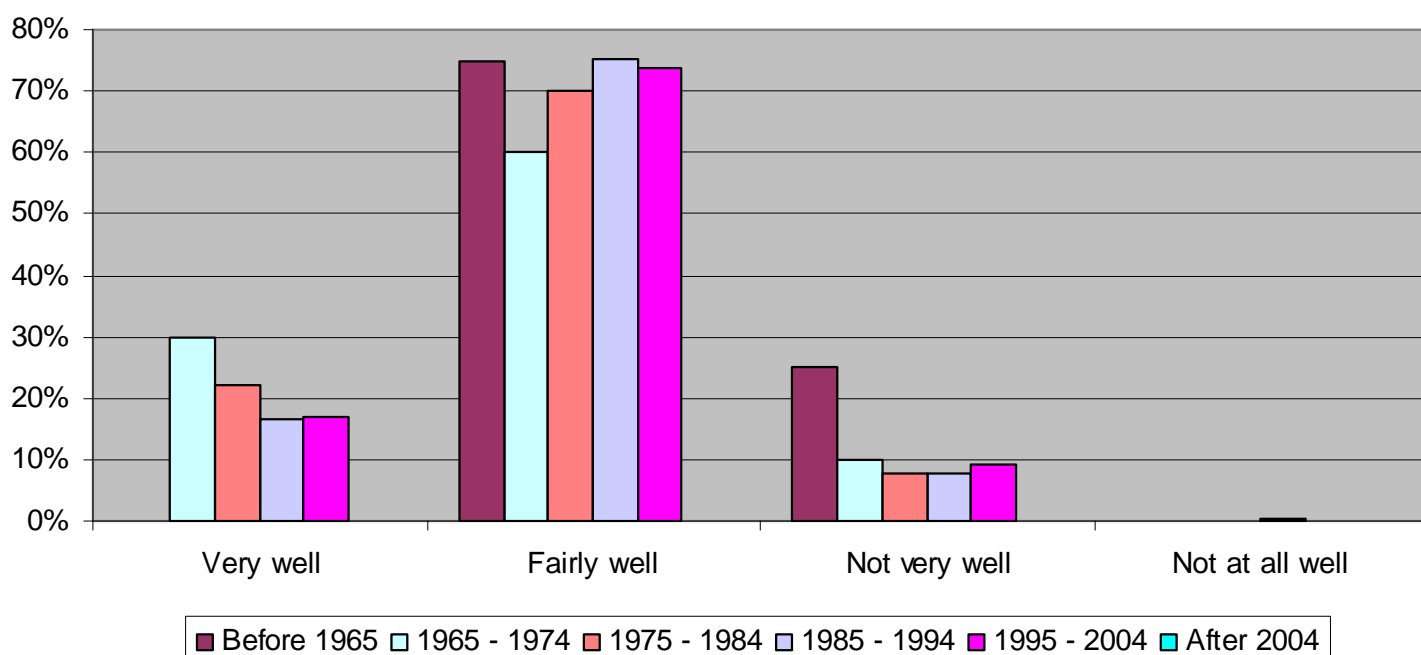
Q10 How would you rate your overall confidence in diagnosing a new patient with rheumatoid arthritis? vs Q3a



C. IDENTIFICATION OF RHEUMATOID ARTHRITIS - Q10 How would you rate your overall confidence in diagnosing a new patient with rheumatoid arthritis?

	Q3b In which year did you take up post as a GP?											
	Before 1965		1965 - 1974		1975 - 1984		1985 - 1994		1995 - 2004		After 2004	
Q10	N	%	N	%	N	%	N	%	N	%	N	%
Very well	0	0%	3	30%	23	22%	34	17%	22	17%	5	0%
Fairly well	3	75%	6	60%	73	70%	154	75%	95	74%	24	0%
Not very well	1	25%	1	10%	8	8%	16	8%	12	9%	0	0%
Not at all well	0	0%	0	0%	0	0%	1	0%	0	0%	0	0%
Base	4		10		104		205		129		29	

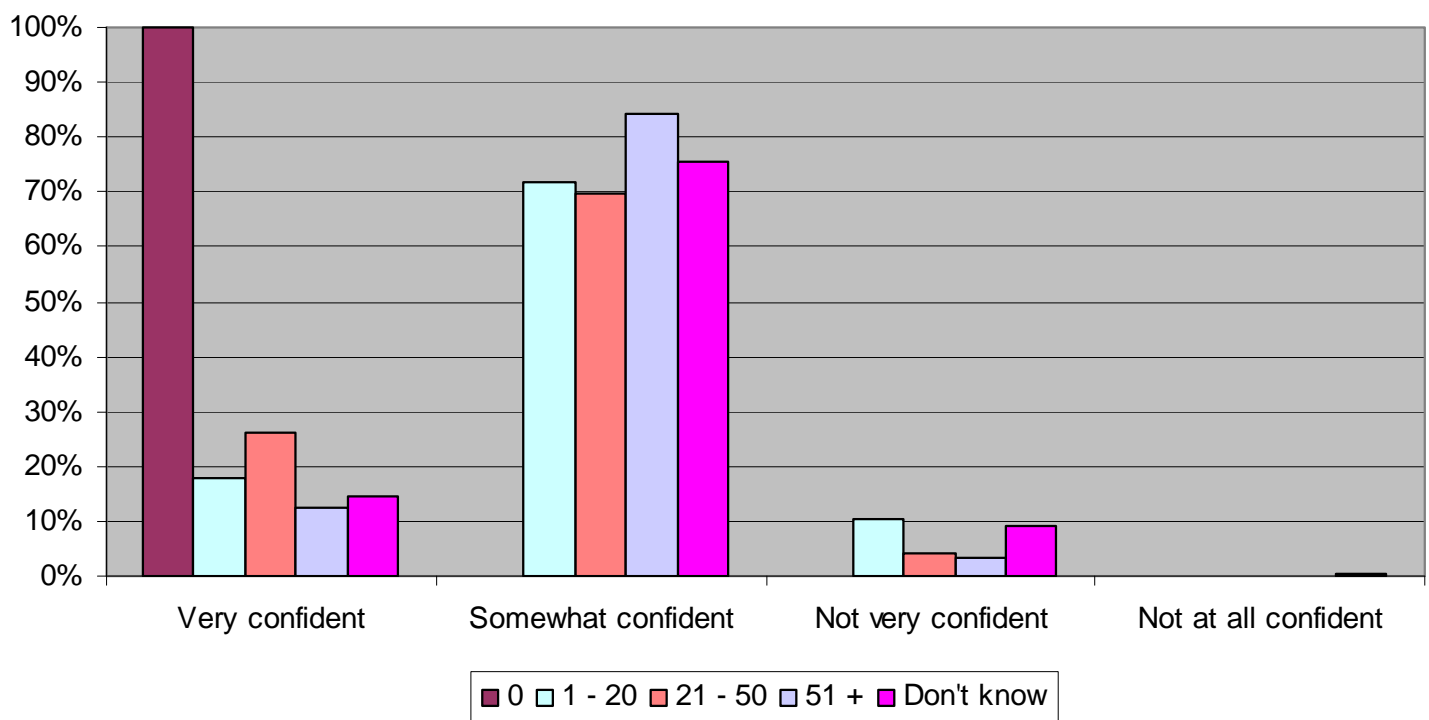
Q10 How would you rate your overall confidence in diagnosing a new patient with rheumatoid arthritis? vs Q3b



C. IDENTIFICATION OF RHEUMATOID ARTHRITIS - Q10 How would you rate your overall confidence in diagnosing a new patient with rheumatoid arthritis (please tick one)?				
	Q4 Special interest (GPwSI) in rheumatoid arthritis?			
	Yes		No	
Q10	N	%	N	%
Very confident	5	38%	82	18%
Somewhat confident	7	54%	348	74%
Not very confident	1	8%	37	8%
Not at all confident	0	0%	1	0%
Base	13		468	

Q10 How would you rate your overall confidence in diagnosing a new patient with rheumatoid arthritis?										
	Q5 Approximately how many patients with rheumatoid arthritis are on your practice's patient list?									
	0		1 - 20		21 - 50		51 +		Don't know	
Q10	N	%	N	%	N	%	N	%	N	%
Very confident	1	100%	19	18%	31	26%	7	12%	28	15%
Somewhat confident	0	0%	77	72%	83	70%	48	84%	146	76%
Not very confident	0	0%	11	10%	5	4%	2	4%	18	9%
Not at all confident	0	0%	0	0%	0	0%	0	0%	1	1%
Base	1		107		119		57		193	

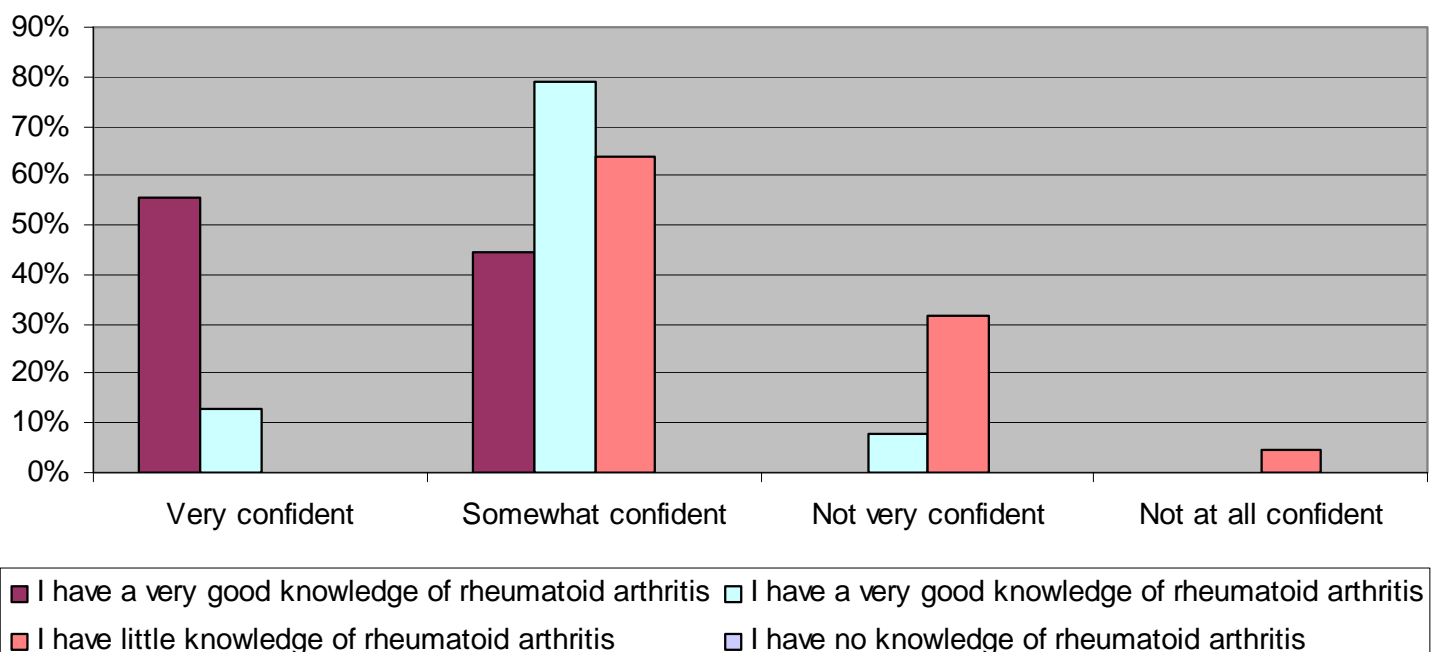
Q10 How would you rate your overall confidence in diagnosing a new patient with rheumatoid arthritis? vs Q5



C. IDENTIFICATION OF RHEUMATOID ARTHRITIS - Q10 How would you rate your overall confidence in diagnosing a new patient with rheumatoid arthritis (please tick one)?

	Q6 How would you describe your medical knowledge of rheumatoid arthritis?							
	I have a very good knowledge		I have some knowledge		I have little knowledge		I have no knowledge	
Q10	N	%	N	%	N	%	N	%
Very confident	36	55%	51	13%	0	0%	0	0%
Somewhat confident	29	45%	312	79%	14	64%	0	0%
Not very confident	0	0%	31	8%	7	32%	0	0%
Not at all confident	0	0%	0	0%	1	5%	0	0%
Base	65		394		22		0	

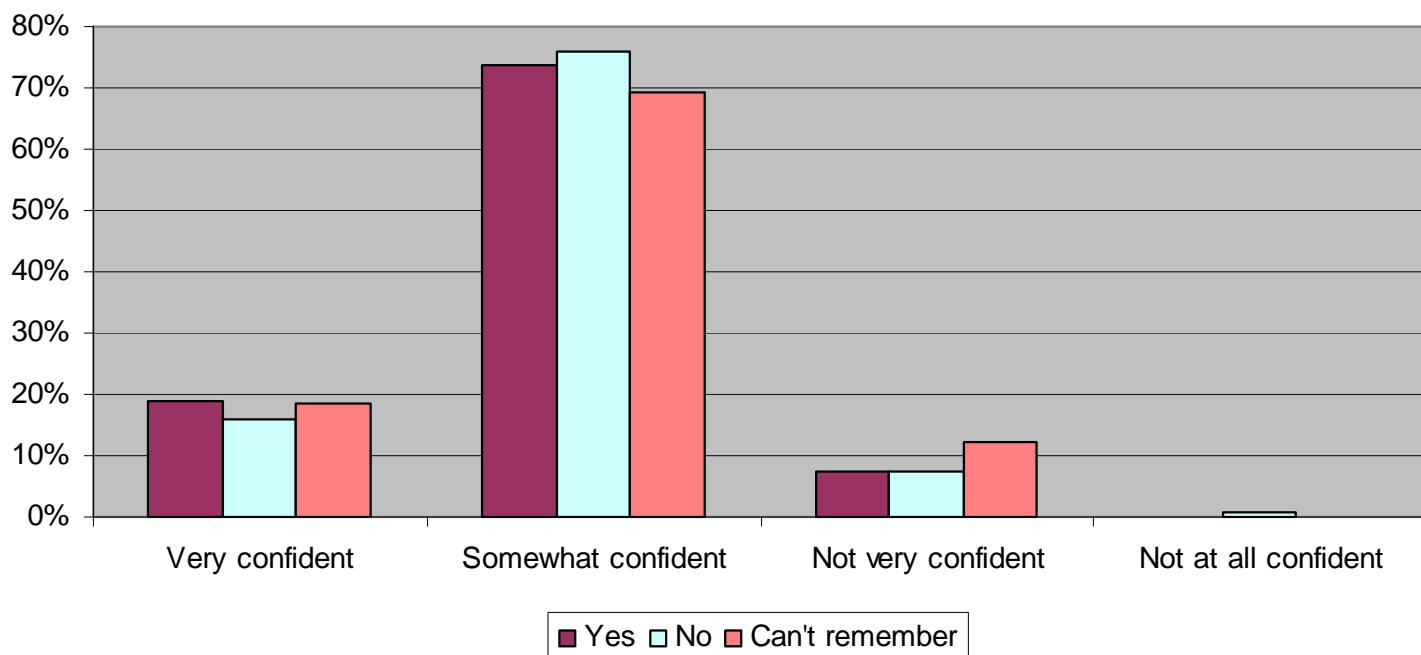
Q10 How would you rate your overall confidence in diagnosing a new patient with rheumatoid arthritis? vs Q6



C. IDENTIFICATION OF RHEUMATOID ARTHRITIS - Q10 How would you rate your overall confidence in diagnosing a new patient with rheumatoid arthritis (please tick one)?

	Q7a Did your pre-registration training cover rheumatoid arthritis?					
	Yes		No		Can't remember	
Q10	N	%	N	%	N	%
Very confident	57	19%	21	16%	9	18%
Somewhat confident	221	74%	100	76%	34	69%
Not very confident	22	7%	10	8%	6	12%
Not at all confident	0	0%	1	1%	0	0%
Base	300		132		49	

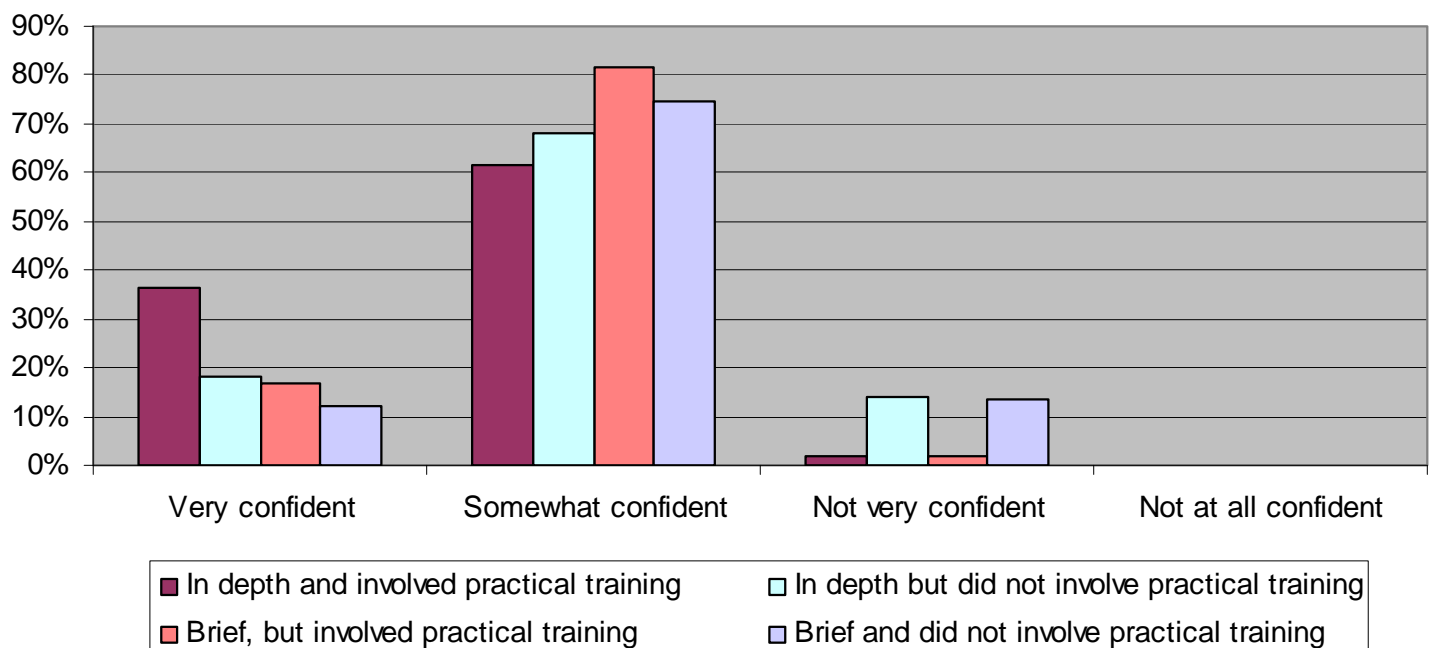
Q10 How would you rate your overall confidence in diagnosing a new patient with rheumatoid arthritis? vs Q7a




C. IDENTIFICATION OF RHEUMATOID ARTHRITIS - Q10 How would you rate your overall confidence in diagnosing a new patient with rheumatoid arthritis (please tick one)?

	Q7b How would you describe this training (please tick one)?							
	In depth and involved practical training		In depth but did not involve practical training		Brief, but involved practical training		Brief and did not involve practical training	
Q10	N	%	N	%	N	%	N	%
Very confident	19	37%	9	18%	18	17%	11	12%
Somewhat confident	32	62%	34	68%	88	81%	67	74%
Not very confident	1	2%	7	14%	2	2%	12	13%
Not at all confident	0	0%	0	0%	0	0%	0	0%
Base	52		50		108		90	

Q10 How would you rate your overall confidence in diagnosing a new patient with rheumatoid arthritis? vs Q7b



Survey of general practitioners about the diagnosis and management of rheumatoid arthritis	74	
--	----	--

Q11a Do you use specific guidance or criteria to help you identify if a patient may have rheumatoid arthritis?		
	Total	
Q11	N	%
Yes	191	40%
No	290	60%
Base	481	

Q11a Do you use specific guidance or criteria to help you identify if a patient may have rheumatoid arthritis?				
	Q4 Special interest (GPwSI) in rheumatoid arthritis?			
	Yes		No	
Q11	N	%	N	%
Yes	8	62%	183	39%
No	5	38%	285	61%
Base	13		468	

Respondents that answer 'Yes' in Q11, are to answer Q11b.

Q11b Please indicate which of the following guidance or criteria you use to help you identify if a patient may have rheumatoid (Please select all that apply)		
	Total	
Q11b	N	%
American College of Rheumatology criteria	28	15%
National Institute for Health and Clinical Excellence (NICE) guidance	152	80%
Other, please specify	18	9%
Base	191	


Q11b Please indicate which of the following guidance or criteria you use to help you identify if a patient may have rheumatoid		
	Total	
Q11b (coded responses)	N	%
Guidelines	5	28%
Medical training	3	17%
None	3	17%
Blood test	2	11%
Clinical signs	2	11%
EULAR	1	6%
Evidence base	1	6%
Medical textbook	1	6%
Magazine article	1	6%
Base	18	

Q11b Please indicate which of the following guidance or criteria you use to help you identify if a patient may have rheumatoid arthritis (Please select all that apply)							
	Q1a Are you a:						
	GP Partner	Single GP practice	Salaried doctor	GP registrar	Sessional doctor	Locum GP	Other
Q11b	%	%	%	%	%	%	%
American College of Rheumatology criteria	17%	33%	0%	0%	0%	14%	0%
National Institute for Health and Clinical Excellence (NICE) guidance	77%	67%	91%	0%	83%	100%	83%
Other, please specify	9%	17%	9%	0%	17%	0%	17%
Base	143	6	23	0	6	7	6

Q12a Do you have access, when required, to support and advice to help you identify patients who may have rheumatoid arthritis?		
	Total	
Q12a	N	%
Yes	355	74%
No	124	26%
Base	479	

Q12b Please rank in order of the most frequently used, up to three routes through which YOU HAVE ACCESSED support and advice to identify patients who may have rheumatoid arthritis?		
	Total	
	N	%
Local PCT		
Rank 1	5	33%
Rank 2	4	27%
Rank 3	6	40%
Mean	2.1	
Base	15	
Other GPs		
Rank 1	25	16%
Rank 2	73	48%
Rank 3	54	36%
Mean	2.2	
Base	152	
GP with special interest (GPwSI) in rheumatology		
Rank 1	13	15%
Rank 2	55	65%
Rank 3	16	19%
Mean	2.0	
Base	84	
Consultant rheumatologist		
Rank 1	285	83%
Rank 2	46	13%
Rank 3	12	3%
Mean	1.2	
Base	343	

	Total	
	N	%
Specialist helpline		
Rank 1	5	22%
Rank 2	12	52%
Rank 3	6	26%
Mean	2.0	
Base	23	
Local patient groups		
Rank 1	2	67%
Rank 2	1	33%
Rank 3	0	0%
Mean	1.3	
Base	3	
British Society for Rheumatology (BSR)		
Rank 1	5	11%
Rank 2	25	57%
Rank 3	14	32%
Mean	2.2	
Base	44	
National Rheumatoid Arthritis Society (NRAS)		
Rank 1	1	4%
Rank 2	10	38%
Rank 3	15	58%
Mean	2.5	
Base	26	
Royal College of General Practitioners		
Rank 1	1	4%
Rank 2	7	28%
Rank 3	17	68%
Mean	2.6	
Base	25	
Other sources of professional advice		
Rank 1	13	14%
Rank 2	38	40%
Rank 3	43	46%
Mean	2.3	
Base	94	

Survey of general practitioners about the diagnosis and management of rheumatoid arthritis	78	
--	----	--

Q12b Mean Rank Summary

Q12b Please rank in order of the most frequently used, up to three routes through which YOU HAVE ACCESSED support and advice to identify patients who may have rheumatoid arthritis?	
	Mean Score
Consultant rheumatologist	1.2
Local patient groups	1.3
GP with special interest (GPwSI) in rheumatology	2.0
Specialist helpline	2.0
Local PCT	2.1
Other GPs	2.2
British Society for Rheumatology (BSR)	2.2
Other sources of professional advice	2.3
National Rheumatoid Arthritis Society (NRAS)	2.5
Royal College of General Practitioners	2.6

Q12b Please rank in order of the most frequently used, up to three routes through which YOU HAVE ACCESSED support and advice to identify patients who may have rheumatoid arthritis?

	Q1a Are you a:						
	GP Partner	Single GP practice	Salaried doctor	GP registrar	Sessional doctor	Locum GP	Other
Q12b	%	%	%	%	%	%	%
Local PCT							
Rank 1	40%	100%	0%	0%	0%	0%	0%
Rank 2	20%	0%	0%	0%	0%	0%	100%
Rank 3	40%	0%	0%	0%	100%	100%	0%
Mean	2.0	1.0	0.0	0.0	3.0	3.0	2.0
Base	10	1	0	0	1	1	2

	GP Partner	Single GP practice	Salaried doctor	GP registrar	Sessional doctor	Locum GP	Other
Q12b	%	%	%	%	%	%	%
Other GPs							
Rank 1	16%	0%	21%	0%	0%	18%	50%
Rank 2	49%	75%	36%	50%	33%	45%	50%
Rank 3	35%	25%	43%	50%	67%	36%	0%
Mean	2.2	2.3	2.2	2.5	2.7	2.2	1.5
Base	114	4	14	2	3	11	4

	GP Partner	Single GP practice	Salaried doctor	GP registrar	Sessional doctor	Locum GP	Other
Q12b	%	%	%	%	%	%	%
GP with special interest (GPwSI) in rheumatology							
Rank 1	19%	0%	0%	0%	0%	14%	33%
Rank 2	63%	67%	92%	100%	100%	57%	0%
Rank 3	18%	33%	8%	0%	0%	29%	67%
Mean	2.0	2.3	2.1	2.0	2.0	2.1	2.3
Base	57	3	12	1	1	7	3

	GP Partner	Single GP practice	Salaried doctor	GP registrar	Sessional doctor	Locum GP	Other
Q12b	%	%	%	%	%	%	%
Consultant rheumatologist							
Rank 1	83%	90%	84%	100%	86%	82%	80%
Rank 2	15%	0%	6%	0%	14%	12%	20%
Rank 3	3%	10%	10%	0%	0%	6%	0%
Mean	1.2	1.2	1.3	1.0	1.1	1.2	1.2
Base	271	10	31	2	7	17	5

	GP Partner	Single GP practice	Salaried doctor	GP registrar	Sessional doctor	Locum GP	Other
Q12b	%	%	%	%	%	%	%
Specialist helpline							
Rank 1	25%	0%	0%	0%	0%	0%	100%
Rank 2	38%	0%	100%	0%	0%	100%	0%
Rank 3	38%	0%	0%	0%	0%	0%	0%
Mean	2.1	0.0	2.0	0.0	0.0	2.0	1.0
Base	16	0	4	0	0	2	1

	GP Partner	Single GP practice	Salaried doctor	GP registrar	Sessional doctor	Locum GP	Other
Q12b	%	%	%	%	%	%	%
Local patient groups							
Rank 1	50%	0%	0%	0%	100%	0%	0%
Rank 2	50%	0%	0%	0%	0%	0%	0%
Rank 3	0%	0%	0%	0%	0%	0%	0%
Mean	1.5	0.0	0.0	0.0	1.0	0.0	0.0
Base	2	0	0	0	1	0	0

	GP Partner	Single GP practice	Salaried doctor	GP registrar	Sessional doctor	Locum GP	Other
Q12b	%	%	%	%	%	%	%
British Society for Rheumatology (BSR)							
Rank 1	15%	0%	17%	0%	0%	0%	0%
Rank 2	52%	100%	50%	0%	50%	67%	67%
Rank 3	33%	0%	33%	0%	50%	33%	33%
Mean	2.2	2.0	2.2	0.0	2.5	2.3	2.3
Base	27	3	6	0	2	3	3

	GP Partner	Single GP practice	Salaried doctor	GP registrar	Sessional doctor	Locum GP	Other
Q12b	%	%	%	%	%	%	%
National Rheumatoid Arthritis Society (NRAS)							
Rank 1	7%	0%	0%	0%	0%	0%	0%
Rank 2	40%	50%	33%	0%	50%	0%	33%
Rank 3	53%	50%	67%	0%	50%	100%	67%
Mean	2.5	2.5	2.7	0.0	2.5	3.0	2.7
Base	15	2	3	0	2	1	3

	GP Partner	Single GP practice	Salaried doctor	GP registrar	Sessional doctor	Locum GP	Other
Q12b	%	%	%	%	%	%	%
Royal College of General Practitioners							
Rank 1	5%	0%	0%	0%	0%	0%	0%
Rank 2	26%	50%	0%	0%	100%	0%	0%
Rank 3	68%	50%	100%	0%	0%	0%	100%
Mean	2.6	2.5	3.0	0.0	2.0	0.0	3.0
Base	19	2	1	0	1	0	2

	GP Partner	Single GP practice	Salaried doctor	GP registrar	Sessional doctor	Locum GP	Other
Q12b	%	%	%	%	%	%	%
Other sources of professional advice							
Rank 1	13%	0%	13%	0%	0%	0%	50%
Rank 2	42%	0%	25%	0%	0%	50%	50%
Rank 3	45%	100%	63%	0%	0%	50%	0%
Mean	2.3	3.0	2.5	0.0	0.0	2.5	1.5
Base	77	1	8	0	0	4	4

Q12c Please rank in order of preference, the top three routes through which you think support and advice to identify patients who may have rheumatoid arthritis SHOULD be provided to GPs?		
	Total	
	N	%
Local PCT		
Rank 1	27	39%
Rank 2	19	28%
Rank 3	23	33%
Mean	1.9	
Base	69	
Other GPs		
Rank 1	8	15%
Rank 2	15	28%
Rank 3	30	57%
Mean	2.4	
Base	53	
GP with special interest (GPwSI) in rheumatology		
Rank 1	57	26%
Rank 2	109	50%
Rank 3	53	24%
Mean	2.0	
Base	219	
Consultant rheumatologist		
Rank 1	310	71%
Rank 2	84	19%
Rank 3	42	10%
Mean	1.4	
Base	436	
Specialist nurse		
Rank 1	28	14%
Rank 2	87	44%
Rank 3	85	43%
Mean	2.3	
Base	200	

	Total	
	N	%
Specialist helpline		
Rank 1	18	14%
Rank 2	55	42%
Rank 3	59	45%
Mean	2.3	
Base	132	
Advice and guidance request on Choose and Book		
Rank 1	5	8%
Rank 2	25	42%
Rank 3	29	49%
Mean	2.4	
Base	59	
Local patient groups		
Rank 1	2	18%
Rank 2	0	0%
Rank 3	9	82%
Mean	2.6	
Base	11	
British Society for Rheumatology (BSR)		
Rank 1	9	10%
Rank 2	34	38%
Rank 3	46	52%
Mean	2.4	
Base	89	
National Rheumatoid Arthritis Society (NRAS)		
Rank 1	2	7%
Rank 2	5	17%
Rank 3	23	77%
Mean	2.7	
Base	30	

Royal College of General Practitioners		
Rank 1	11	20%
Rank 2	18	33%
Rank 3	25	46%
Mean	2.3	
Base	54	
Other sources of professional advice		
Rank 1	3	9%
Rank 2	9	26%
Rank 3	22	65%
Mean	2.6	
Base	34	
Not applicable		
Rank 1	1	33%
Rank 2	1	33%
Rank 3	1	33%
Mean	2.0	
Base	3	

Q12c Mean Rank Summary

Q12c Please rank in order of preference, the top three routes through which you think support and advice to identify patients who may have rheumatoid arthritis SHOULD be provided to GPs?	
	Mean Score
Consultant rheumatologist	1.4
Local PCT	1.9
GP with special interest (GPwSI) in rheumatology	2.0
Specialist nurse	2.3
Specialist helpline	2.3
Royal College of General Practitioners	2.3
British Society for Rheumatology (BSR)	2.4
Other GPs	2.4
Advice and guidance request on Choose and Book	2.4
Other sources of professional advice	2.6
Local patient groups	2.6
National Rheumatoid Arthritis Society (NRAS)	2.7

Q12b and Q12c Mean Rank Comparison

Q12b Please rank in order of the most frequently used, up to three routes through which YOU HAVE ACCESSED support and advice to identify patients who may have rheumatoid arthritis?	
	Mean Score
Consultant rheumatologist	1.2
Local patient groups	1.3
GP with special interest (GPwSI) in rheumatology	2.0
Specialist helpline	2.0
Local PCT	2.1
Other GPs	2.2
British Society for Rheumatology (BSR)	2.2
Other sources of professional advice	2.3
National Rheumatoid Arthritis Society (NRAS)	2.5
Royal College of General Practitioners	2.6

Q12c Please rank in order of preference, the top three routes through which you think support and advice to identify patients who may have rheumatoid arthritis SHOULD be provided to GPs?	
	Mean Score
Consultant rheumatologist	1.4
Local PCT	1.9
GP with special interest (GPwSI) in rheumatology	2.0
Specialist nurse	2.3
Specialist helpline	2.3
Royal College of General Practitioners	2.3
British Society for Rheumatology (BSR)	2.4
Other GPs	2.4
Advice and guidance request on Choose and Book	2.4
Other sources of professional advice	2.6
Local patient groups	2.6
National Rheumatoid Arthritis Society (NRAS)	2.7

Q12c Please rank in order of preference, the top three routes through which you think support and advice to identify patients who may have rheumatoid arthritis SHOULD be provided to GPs?

	Q1a Are you a:						
	GP Partner	Single GP practice	Salaried doctor	GP registrar	Sessional doctor	Locum GP	Other
Q12c	%	%	%	%	%	%	%
Local PCT							
Rank 1	37%	25%	100%	0%	67%	0%	0%
Rank 2	30%	25%	0%	0%	0%	100%	33%
Rank 3	33%	50%	0%	0%	33%	0%	67%
Mean	2.0	2.3	1.0	0.0	1.7	2.0	2.7
Base	54	4	4	0	3	1	3

	GP Partner	Single GP practice	Salaried doctor	GP registrar	Sessional doctor	Locum GP	Other
Q12c	%	%	%	%	%	%	%
Other GPs							
Rank 1	15%	0%	20%	0%	0%	25%	0%
Rank 2	29%	100%	20%	0%	100%	0%	0%
Rank 3	56%	0%	60%	0%	0%	75%	100%
Mean	2.4	2.0	2.4	0.0	2.0	2.5	3.0
Base	41	1	5	0	1	4	1

	GP Partner	Single GP practice	Salaried doctor	GP registrar	Sessional doctor	Locum GP	Other
Q12c	%	%	%	%	%	%	%
GP with special interest (GPwSI) in rheumatology							
Rank 1	26%	14%	24%	100%	0%	31%	40%
Rank 2	50%	57%	52%	0%	60%	38%	60%
Rank 3	24%	29%	24%	0%	40%	31%	0%
Mean	2.0	2.1	2.0	0.0	2.4	2.0	1.6
Base	167	7	21	1	5	13	5

	GP Partner	Single GP practice	Salaried doctor	GP registrar	Sessional doctor	Locum GP	Other
Q12c	%	%	%	%	%	%	%
Consultant rheumatologist							
Rank 1	72%	71%	71%	50%	56%	65%	67%
Rank 2	20%	0%	18%	0%	22%	30%	17%
Rank 3	8%	29%	12%	50%	22%	4%	17%
Mean	1.4	1.6	1.4	0.0	1.7	1.4	1.5
Base	348	14	34	2	9	23	6

	GP Partner	Single GP practice	Salaried doctor	GP registrar	Sessional doctor	Locum GP	Other
Q12c	%	%	%	%	%	%	%
Specialist nurse							
Rank 1	13%	29%	7%	0%	0%	8%	60%
Rank 2	43%	43%	53%	100%	100%	33%	40%
Rank 3	44%	29%	40%	0%	0%	58%	0%
Mean	2.3	2.0	2.3	0.0	2.0	2.5	1.4
Base	159	7	15	1	1	12	5

	GP Partner	Single GP practice	Salaried doctor	GP registrar	Sessional doctor	Locum GP	Other
Q12c	%	%	%	%	%	%	%
Specialist helpline							
Rank 1	10%	20%	20%	0%	100%	29%	25%
Rank 2	44%	60%	30%	0%	0%	29%	25%
Rank 3	46%	20%	50%	0%	0%	43%	50%
Mean	2.4	2.0	2.3	0.0	1.0	2.1	2.3
Base	105	5	10	0	1	7	4

	GP Partner	Single GP practice	Salaried doctor	GP registrar	Sessional doctor	Locum GP	Other
Q12c	%	%	%	%	%	%	%
Advice and guidance request on Choose and Book							
Rank 1	8%	0%	17%	0%	0%	0%	0%
Rank 2	46%	50%	17%	0%	0%	50%	0%
Rank 3	46%	50%	67%	0%	0%	50%	100%
Mean	2.4	2.5	2.5	0.0	0.0	2.5	3.0
Base	48	2	6	0	0	2	1

	GP Partner	Single GP practice	Salaried doctor	GP registrar	Sessional doctor	Locum GP	Other
Q12c	%	%	%	%	%	%	%
Local patient groups							
Rank 1	29%	0%	0%	0%	0%	0%	0%
Rank 2	0%	0%	0%	0%	0%	0%	0%
Rank 3	71%	0%	100%	0%	0%	100%	100%
Mean	2.4	0.0	3.0	0.0	0.0	3.0	3.0
Base	7	0	1	0	0	2	1

	GP Partner	Single GP practice	Salaried doctor	GP registrar	Sessional doctor	Locum GP	Other
Q12c	%	%	%	%	%	%	%
British Society for Rheumatology (BSR)							
Rank 1	11%	0%	0%	0%	100%	0%	0%
Rank 2	32%	67%	86%	0%	0%	100%	33%
Rank 3	58%	33%	14%	0%	0%	0%	67%
Mean	2.5	2.3	2.1	0.0	1.0	2.0	2.7
Base	73	3	7	0	1	2	3

	GP Partner	Single GP practice	Salaried doctor	GP registrar	Sessional doctor	Locum GP	Other
Q12c	%	%	%	%	%	%	%
National Rheumatoid Arthritis Society (NRAS)							
Rank 1	5%	0%	20%	0%	0%	0%	0%
Rank 2	15%	0%	0%	0%	50%	0%	0%
Rank 3	80%	100%	80%	0%	50%	0%	0%
Mean	2.8	3.0	2.6	0.0	2.5	0.0	0.0
Base	20	1	5	0	4	0	0

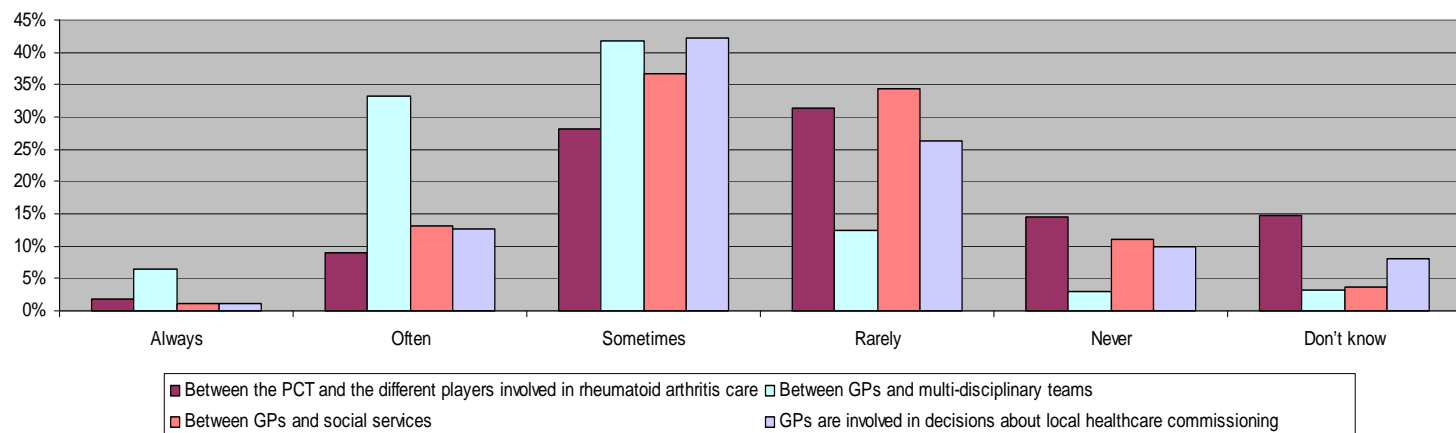
	GP Partner	Single GP practice	Salaried doctor	GP registrar	Sessional doctor	Locum GP	Other
Q12c	%	%	%	%	%	%	%
Royal College of General Practitioners							
Rank 1	22%	0%	0%	0%	0%	0%	100%
Rank 2	33%	50%	33%	0%	0%	100%	0%
Rank 3	46%	50%	67%	0%	100%	0%	0%
Mean	2.2	2.5	2.7	0.0	3.0	2.0	1.0
Base	46	2	3	0	1	1	1

	GP Partner	Single GP practice	Salaried doctor	GP registrar	Sessional doctor	Locum GP	Other
Q12c	%	%	%	%	%	%	%
Other sources of professional advice							
Rank 1	4%	100%	20%	0%	0%	0%	0%
Rank 2	27%	0%	20%	0%	0%	0%	100%
Rank 3	69%	0%	60%	0%	0%	100%	0%
Mean	2.7	1.0	2.4	0.0	0.0	3.0	2.0
Base	26	1	5	0	0	1	1

	GP Partner	Single GP practice	Salaried doctor	GP registrar	Sessional doctor	Locum GP	Other
Q12c	%	%	%	%	%	%	%
Not applicable							
Rank 1	33%	0%	0%	0%	0%	0%	0%
Rank 2	33%	0%	0%	0%	0%	0%	0%
Rank 3	33%	0%	0%	0%	0%	0%	0%
Mean	2.0	0.0	0.0	0.0	0.0	0.0	0.0
Base	3	0	0	0	0	0	0

D. LONG TERM CARE AND MANAGEMENT OF RHEUMATOID ARTHRITIS		
Q13 From your experience, regarding the delivery of long term care for people with rheumatoid arthritis, can you indicate the extent of joint working locally in the following cases?		
	Total	
	N	%
Between the PCT and the different players involved in rheumatoid arthritis care		
5 = Always	9	2%
4 = Often	43	9%
3 = Sometimes	135	28%
2 = Rarely	150	31%
1 = Never	70	15%
Don't know	71	15%
Mean	2.4 = Rarely	
Base	478	
Between GPs and multi-disciplinary teams		
5 = Always	31	6%
4 = Often	159	33%
3 = Sometimes	200	42%
2 = Rarely	60	13%
1 = Never	14	3%
Don't know	16	3%
Mean	3.3 = Sometimes	
Base	480	
Between GPs and social services		
5 = Always	5	1%
4 = Often	62	13%
3 = Sometimes	174	37%
2 = Rarely	163	34%
1 = Never	53	11%
Don't know	18	4%
Mean	2.6 = Sometimes	
Base	475	
GPs are involved in decisions about local healthcare commissioning		
5 = Always	6	1%
4 = Often	60	13%
3 = Sometimes	201	42%
2 = Rarely	125	26%
1 = Never	47	10%
Don't know	38	8%
Mean	2.7 = Sometimes	
Base	477	

Q13 From your experience, regarding the delivery of long term care for people with rheumatoid arthritis, can you indicate the extent of joint working locally in the following cases?



Q14 Do you have a shared protocol/arrangement with a local NHS acute trust(s) to monitor patients with rheumatoid arthritis in the community?		
	Total	
Q14	N	%
Yes	252	52%
No	229	48%
Base	481	

Q14 Do you have a shared protocol/arrangement with a local NHS acute trust(s) to monitor patients with rheumatoid arthritis in the community?				
	Q4 Special interest (GPwSI) in rheumatoid arthritis?			
	Yes		No	
Q14	N	%	N	%
Yes	5	38%	247	53%
No	8	62%	221	47%
Base	13		468	

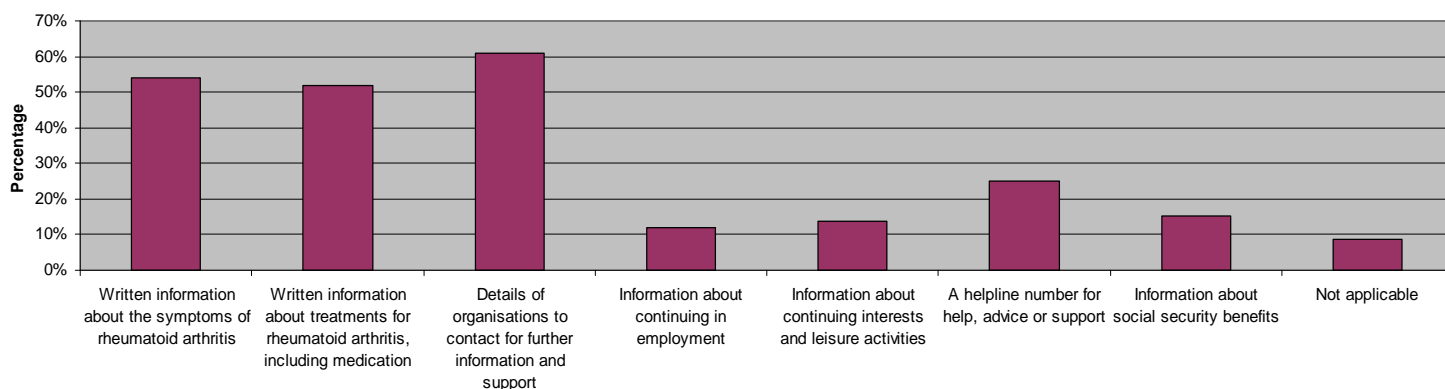
Q15 Do you have a role in the long term care of patients who have been diagnosed with rheumatoid arthritis?		
	Total	
Q15	N	%
Yes, I take the lead role in managing and monitoring their care	44	9%
Yes, but a specialist takes the lead role in managing and monitoring their care	360	75%
No, I have no role beyond the initial referral to a specialist	77	16%
Base	481	

Q15 Do you have a role in the long term care of patients who have been diagnosed with rheumatoid arthritis?				
	Q4 Special interest (GPwSI) in rheumatoid arthritis?			
	Yes		No	
Q15	N	%	N	%
Yes, I take the lead role in managing and monitoring their care	3	23%	41	9%
Yes, but a specialist takes the lead role in managing and monitoring their care	9	69%	351	75%
No, I have no role beyond the initial referral to a specialist	1	8%	76	16%
Base	13		468	

Q16 Which of the following do you give patients who have been newly diagnosed with rheumatoid arthritis? (Please select all that apply)

	Total	
Q16	N	%
Written information about the symptoms of rheumatoid arthritis	218	54%
Written information about treatments for rheumatoid arthritis, including medication	210	52%
Details of organisations to contact for further information and support	246	61%
Information about continuing in employment	48	12%
Information about continuing interests and leisure activities	55	14%
A helpline number for help, advice or support	101	25%
Information about social security benefits	61	15%
Not applicable	35	9%
Base	404	

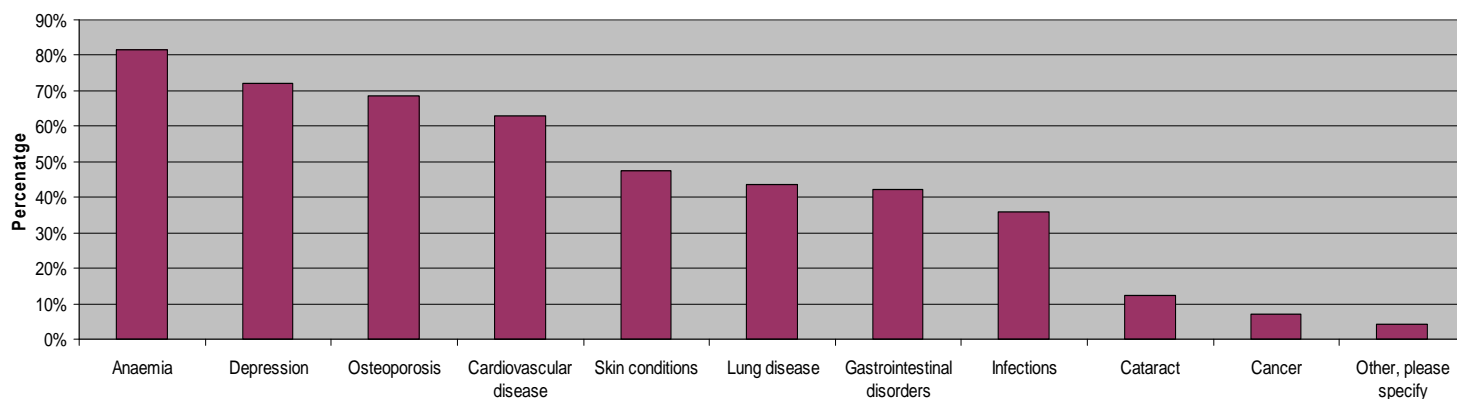
Q16 Which of the following do you give patients who have been newly diagnosed with rheumatoid arthritis?



Q17 Which of the following comorbidities associated with rheumatoid arthritis and its treatments do you monitor for patients with rheumatoid arthritis? (Please select all that apply)

	Total	
Q17	N	%
Anaemia	330	82%
Depression	291	72%
Osteoporosis	277	69%
Cardiovascular disease	254	63%
Skin conditions	192	48%
Lung disease	176	44%
Gastrointestinal disorders	170	42%
Infections	145	36%
Cataract	50	12%
Cancer	28	7%
Other, please specify	17	4%
Base	404	

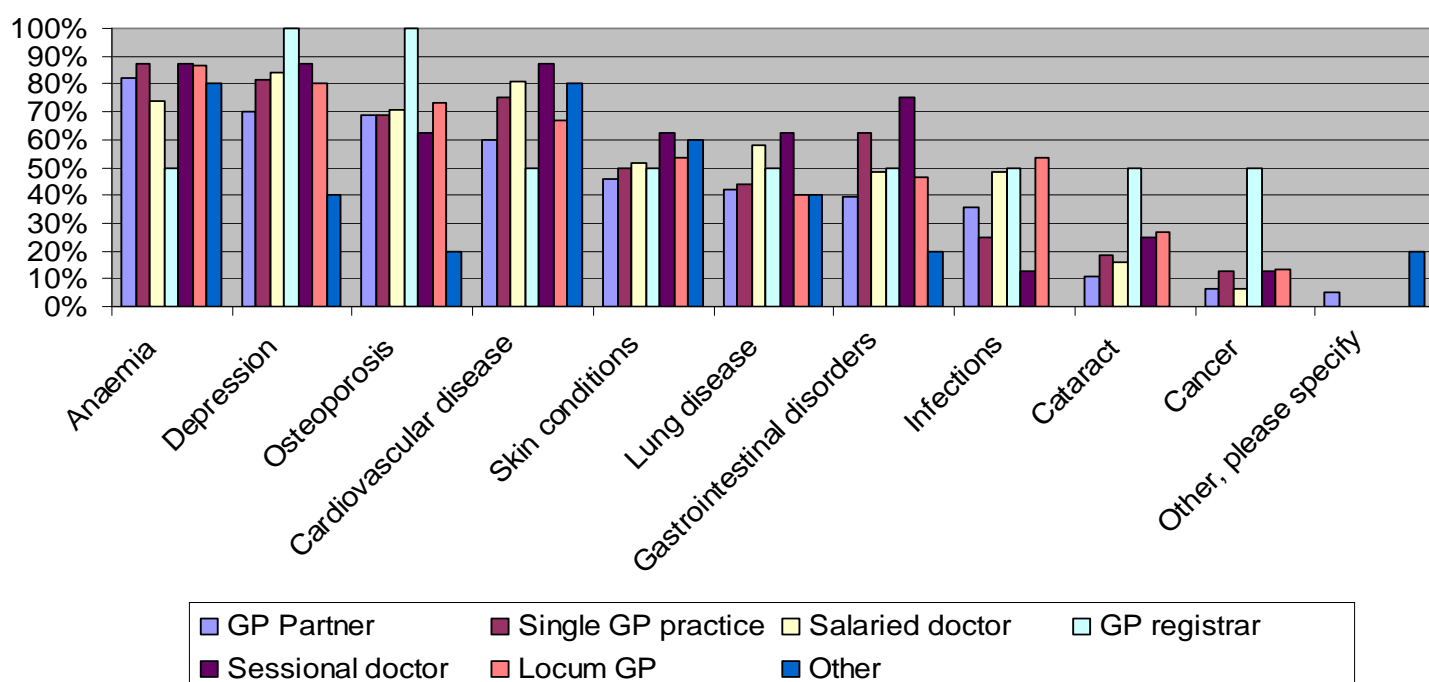
Q17 Which of the following comorbidities associated with rheumatoid arthritis and its treatments do you monitor for patients with rheumatoid arthritis?



Q17 Which of the following comorbidities associated with rheumatoid arthritis and its treatments do you monitor for patients with rheumatoid arthritis?

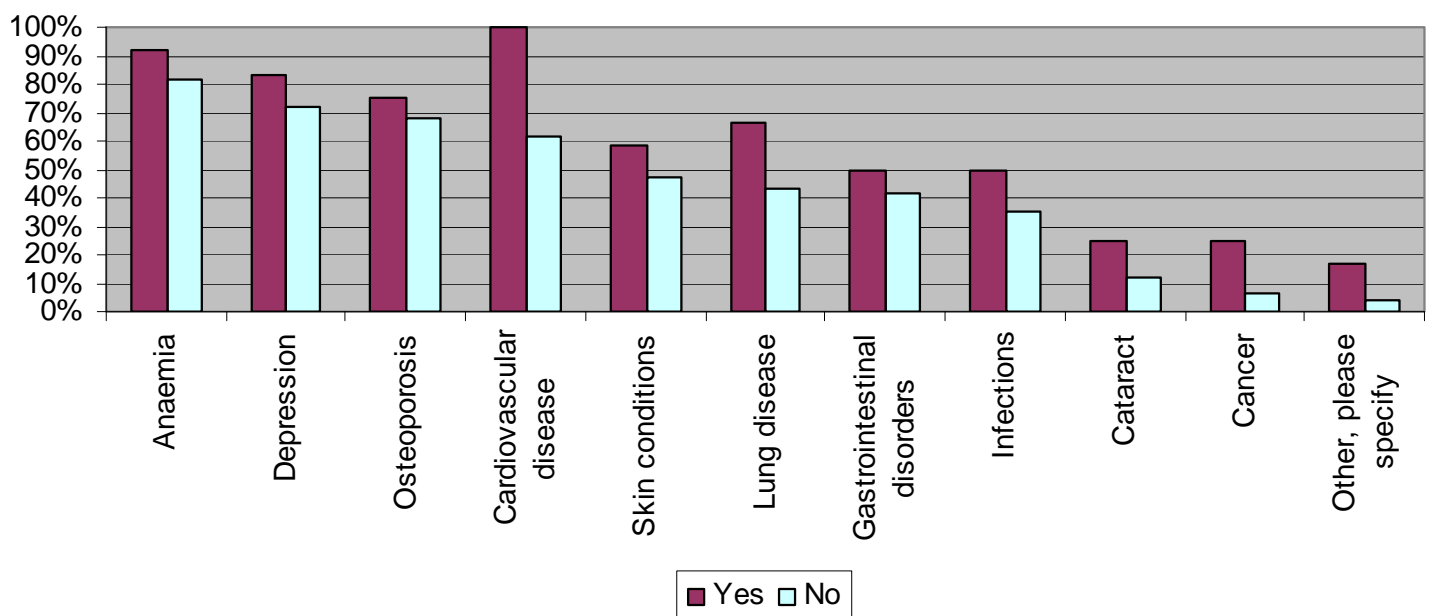
	Q1a Are you a:						
	GP Partner	Single GP practice	Salaried doctor	GP registrar	Sessional doctor	Locum GP	Other
Q17	%	%	%	%	%	%	%
Anaemia	82%	88%	74%	50%	88%	87%	80%
Depression	70%	81%	84%	100%	88%	80%	40%
Osteoporosis	69%	69%	71%	100%	63%	73%	20%
Cardiovascular disease	60%	75%	81%	50%	88%	67%	80%
Skin conditions	46%	50%	52%	50%	63%	53%	60%
Lung disease	42%	44%	58%	50%	63%	40%	40%
Gastrointestinal disorders	40%	63%	48%	50%	75%	47%	20%
Infections	35%	25%	48%	50%	13%	53%	0%
Cataract	11%	19%	16%	50%	25%	27%	0%
Cancer	6%	13%	6%	50%	13%	13%	0%
Other, please specify	5%	0%	0%	0%	0%	0%	20%
Base	327	16	31	2	8	15	5

Q17 Which of the following comorbidities associated with rheumatoid arthritis and its treatments do you monitor for patients with rheumatoid arthritis? vs Q1a



Q17 Which of the following comorbidities associated with rheumatoid arthritis and its treatments do you monitor for patients with rheumatoid arthritis?				
	Q4 Special interest (GPwSI) in rheumatoid arthritis?			
	Yes		No	
Q17	N	%	N	%
Anaemia	11	92%	319	81%
Depression	10	83%	281	72%
Osteoporosis	9	75%	268	68%
Cardiovascular disease	12	100%	242	62%
Skin conditions	7	58%	185	47%
Lung disease	8	67%	168	43%
Gastrointestinal disorders	6	50%	164	42%
Infections	6	50%	139	35%
Cataract	3	25%	47	12%
Cancer	3	25%	25	6%
Other, please specify	2	17%	15	4%
Base	12		392	

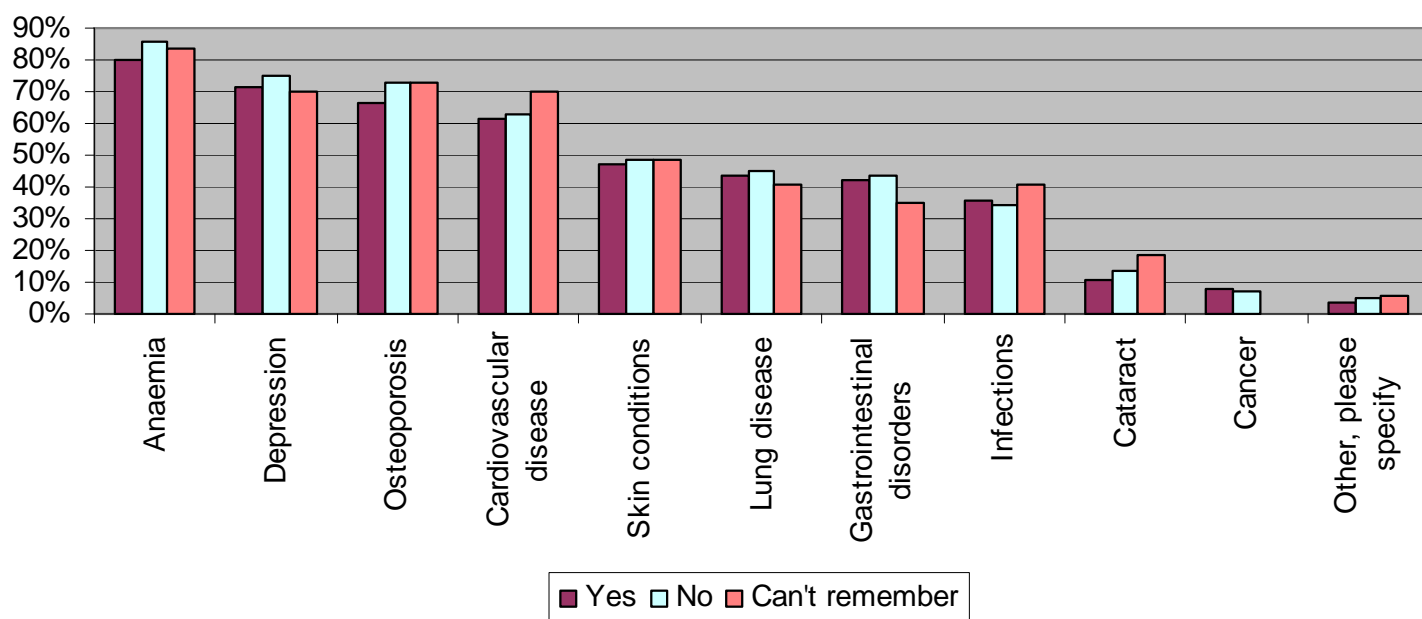
Q17 Which of the following comorbidities associated with rheumatoid arthritis and its treatments do you monitor for patients with rheumatoid arthritis?



Q17 Which of the following comorbidities associated with rheumatoid arthritis and its treatments do you monitor for patients with rheumatoid arthritis?

	Q7a Did your pre-registration training cover rheumatoid arthritis?					
	Yes		No		Can't remember	
Q17	N	%	N	%	N	%
Anaemia	211	80%	88	85%	31	84%
Depression	188	71%	77	75%	26	70%
Osteoporosis	175	66%	75	73%	27	73%
Cardiovascular disease	163	62%	65	63%	26	70%
Skin conditions	124	47%	50	49%	18	49%
Lung disease	115	44%	46	45%	15	41%
Gastrointestinal disorders	112	42%	45	44%	13	35%
Infections	95	36%	35	34%	15	41%
Cataract	29	11%	14	14%	7	19%
Cancer	21	8%	7	7%	0	0%
Other, please specify	10	4%	5	5%	2	5%
Base	264		103		37	

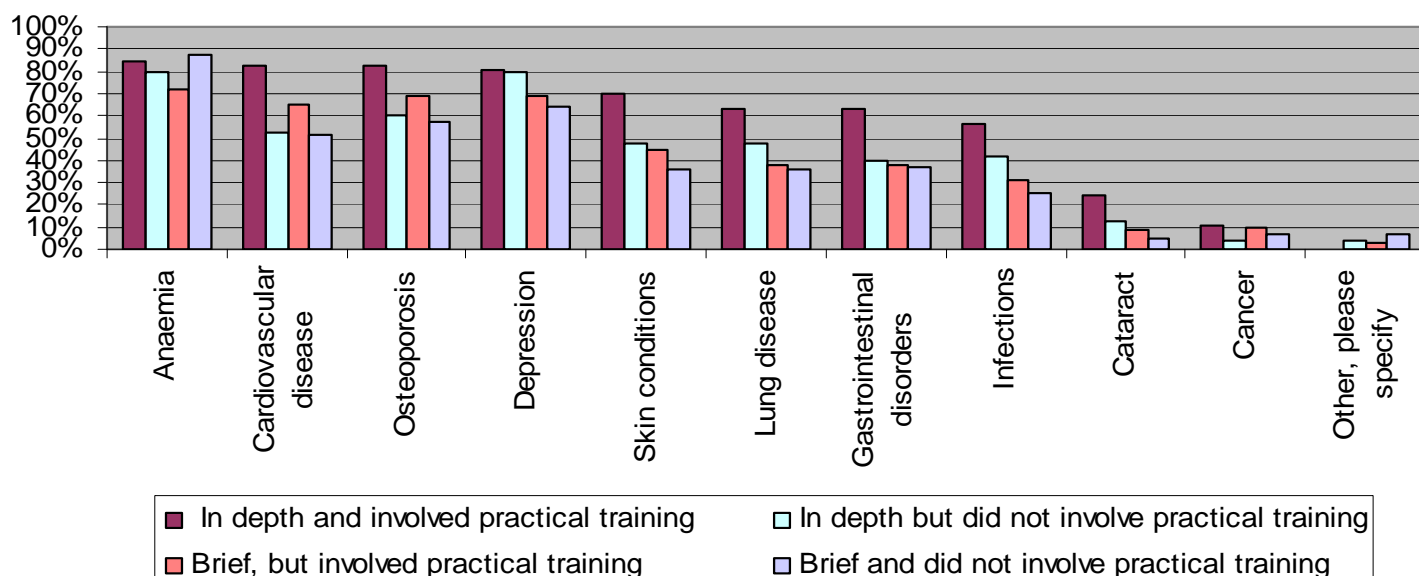
Q17 Which of the following comorbidities associated with rheumatoid arthritis and its treatments do you monitor for patients with rheumatoid arthritis? vs Q7a



Q17 Which of the following comorbidities associated with rheumatoid arthritis and its treatments do you monitor for patients with rheumatoid arthritis?

	Q7b How would you describe this training (please tick one)?							
	In depth and involved practical training		In depth but did not involve practical training		Brief, but involved practical training		Brief and did not involve practical training	
Q17	N	%	N	%	N	%	N	%
Anaemia	39	85%	38	79%	66	72%	68	87%
Cardiovascular disease	38	83%	25	52%	60	65%	40	51%
Osteoporosis	38	83%	29	60%	63	68%	45	58%
Depression	37	80%	38	79%	63	68%	50	64%
Skin conditions	32	70%	23	48%	41	45%	28	36%
Lung disease	29	63%	23	48%	35	38%	28	36%
Gastrointestinal disorders	29	63%	19	40%	35	38%	29	37%
Infections	26	57%	20	42%	29	32%	20	26%
Cataract	11	24%	6	13%	8	9%	4	5%
Cancer	5	11%	2	4%	9	10%	5	6%
Other, please specify	0	0%	2	4%	3	3%	5	6%
Base	46		48		92		78	


Q17 Which of the following comorbidities associated with rheumatoid arthritis and its treatments do you monitor for patients with rheumatoid arthritis? vs Q7b



Q18 How often do you refer patients with rheumatoid arthritis to the following types of support?		
	Total	
	N	%
Chiropractic		
4 = Always	3	1%
3 = Frequently	30	8%
2 = Sometimes	95	26%
1 = Rarely	233	65%
Mean Score	1.5	
Base	361	
Heat therapy		
4 = Always	2	1%
3 = Frequently	12	4%
2 = Sometimes	68	20%
1 = Rarely	251	75%
Mean Score	1.3	
Base	333	
Nutritionist		
4 = Always	1	0%
3 = Frequently	10	3%
2 = Sometimes	85	25%
1 = Rarely	241	72%
Mean Score	1.3	
Base	337	
Occupational therapy		
4 = Always	14	4%
3 = Frequently	160	41%
2 = Sometimes	179	46%
1 = Rarely	36	9%
Mean Score	2.4	
Base	389	

Orthoses		
4 = Always	3	1%
3 = Frequently	110	29%
2 = Sometimes	185	49%
1 = Rarely	77	21%
Mean Score	2.1	
Base	375	
Osteopathy		
4 = Always	1	0%
3 = Frequently	14	4%
2 = Sometimes	75	22%
1 = Rarely	249	73%
Mean Score	1.3	
Base	339	
Physical therapy (exercise facilities)		
4 = Always	14	4%
3 = Frequently	118	32%
2 = Sometimes	157	43%
1 = Rarely	76	21%
Mean Score	2.2	
Base	365	
Physiotherapy		
4 = Always	52	13%
3 = Frequently	251	62%
2 = Sometimes	89	22%
1 = Rarely	10	2%
Mean Score	2.9	
Base	402	
Podiatry services		
4 = Always	7	2%
3 = Frequently	149	39%
2 = Sometimes	191	50%
1 = Rarely	34	9%
Mean Score	2.3	
Base	381	

Social counseling and support		
4 = Always	5	1%
3 = Frequently	44	12%
2 = Sometimes	191	54%
1 = Rarely	117	33%
Mean Score	1.8	
Base	357	
Stress management		
4 = Always	2	1%
3 = Frequently	22	6%
2 = Sometimes	155	44%
1 = Rarely	172	49%
Mean Score	1.6	
Base	351	
Whirlpool therapy		
4 = Always	0	0%
3 = Frequently	11	3%
2 = Sometimes	58	18%
1 = Rarely	252	79%
Mean Score	1.2	
Base	321	
Other complementary therapies (e.g. acupuncture or homeopathy)		
4 = Always	3	1%
3 = Frequently	19	6%
2 = Sometimes	93	28%
1 = Rarely	218	65%
Mean Score	1.4	
Base	333	

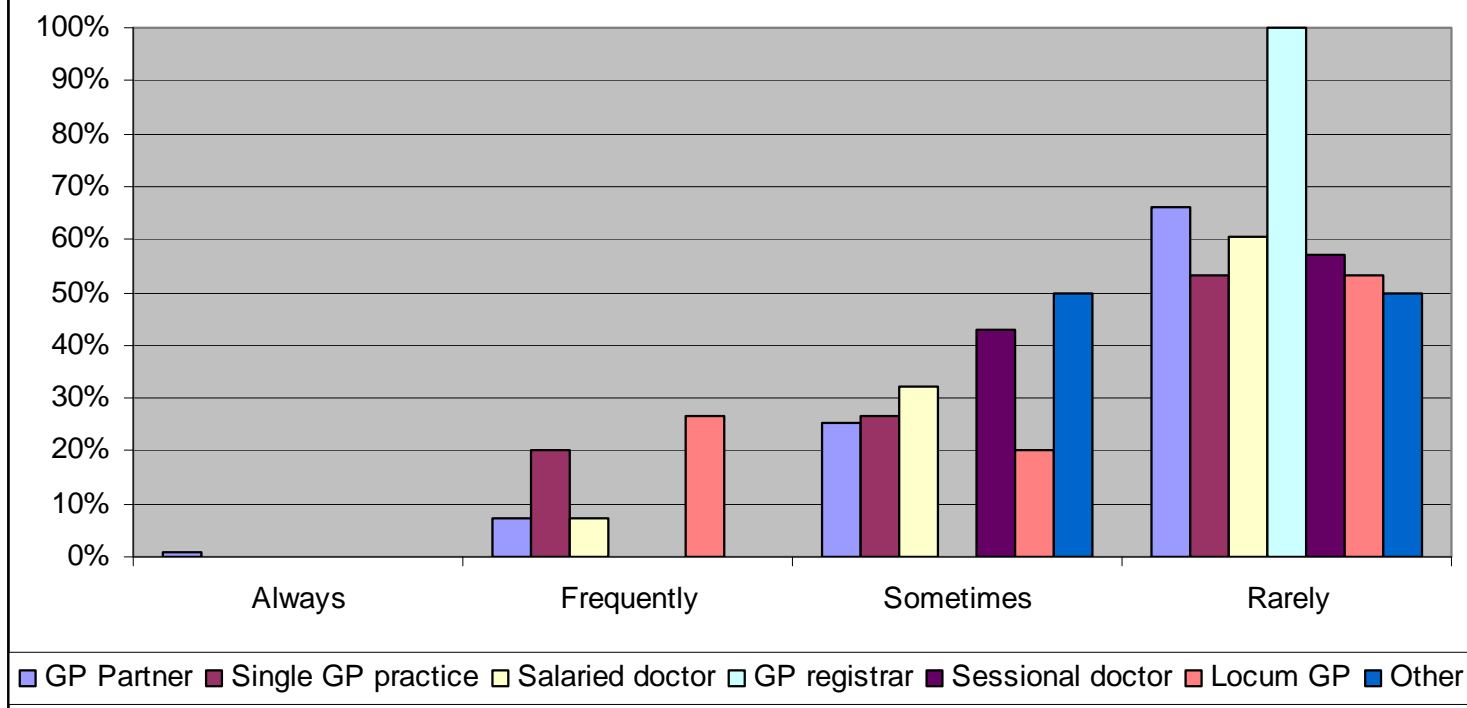
Survey of general practitioners about the diagnosis and management of rheumatoid arthritis	103	
--	-----	--

Q18 How often do you refer patients with rheumatoid arthritis to the following types of support?	
	Mean Score
Physiotherapy	2.9
Occupational therapy	2.4
Podiatry services	2.3
Physical therapy (exercise facilities)	2.2
Orthoses	2.1
Social counseling and support	1.8
Stress management	1.6
Chiropractic	1.5
Other complementary therapies	1.4
Heat therapy	1.3
Nutritionist	1.3
Osteopathy	1.3
Whirlpool therapy	1.2

Q18 How often do you refer patients with rheumatoid arthritis to the following types of support?

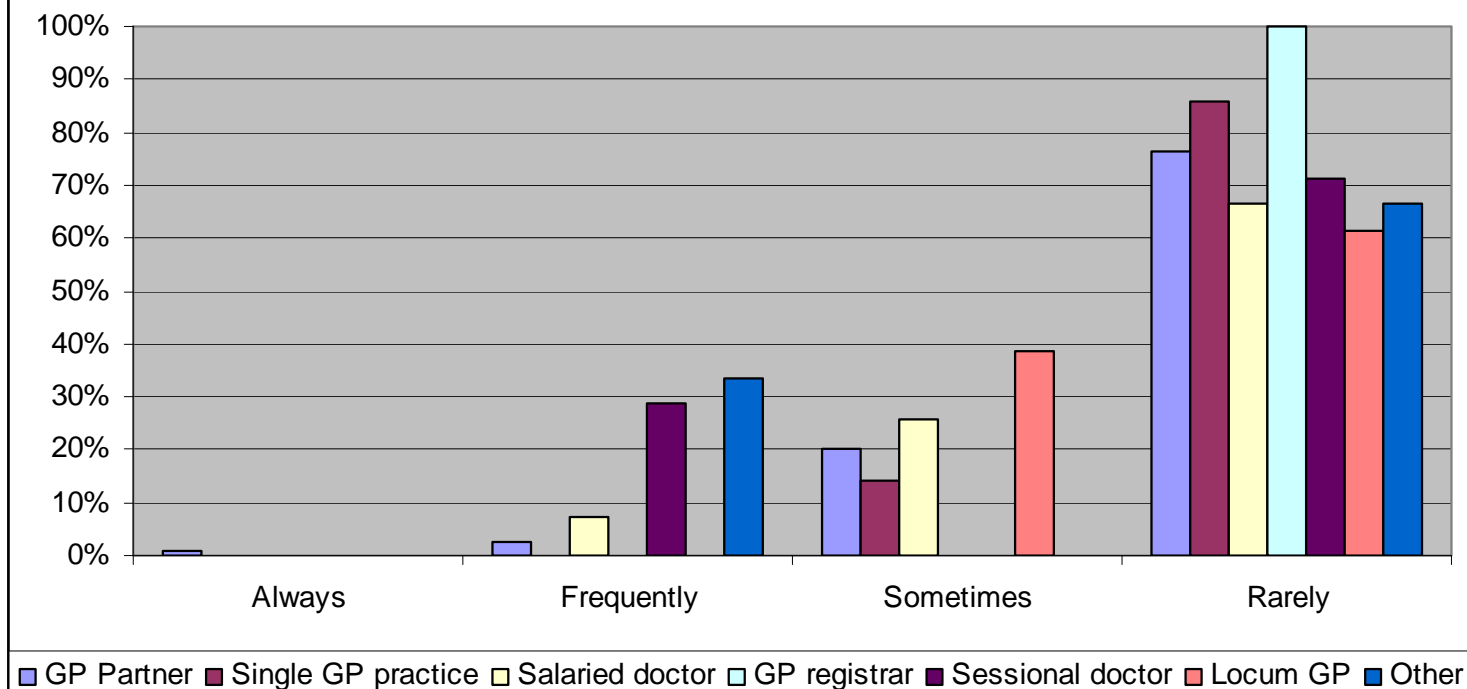
	Q1a Are you a:						
	GP Partner	Single GP practice	Salaried doctor	GP registrar	Sessional doctor	Locum GP	Other
Q18	%	%	%	%	%	%	%
Chiropractic							
Always	1%	0%	0%	0%	0%	0%	0%
Frequently	7%	20%	7%	0%	0%	27%	0%
Sometimes	26%	27%	32%	0%	43%	20%	50%
Rarely	66%	53%	61%	100%	57%	53%	50%
Base	290	15	28	2	7	15	4

Q18 Chiropractic vs Q1a



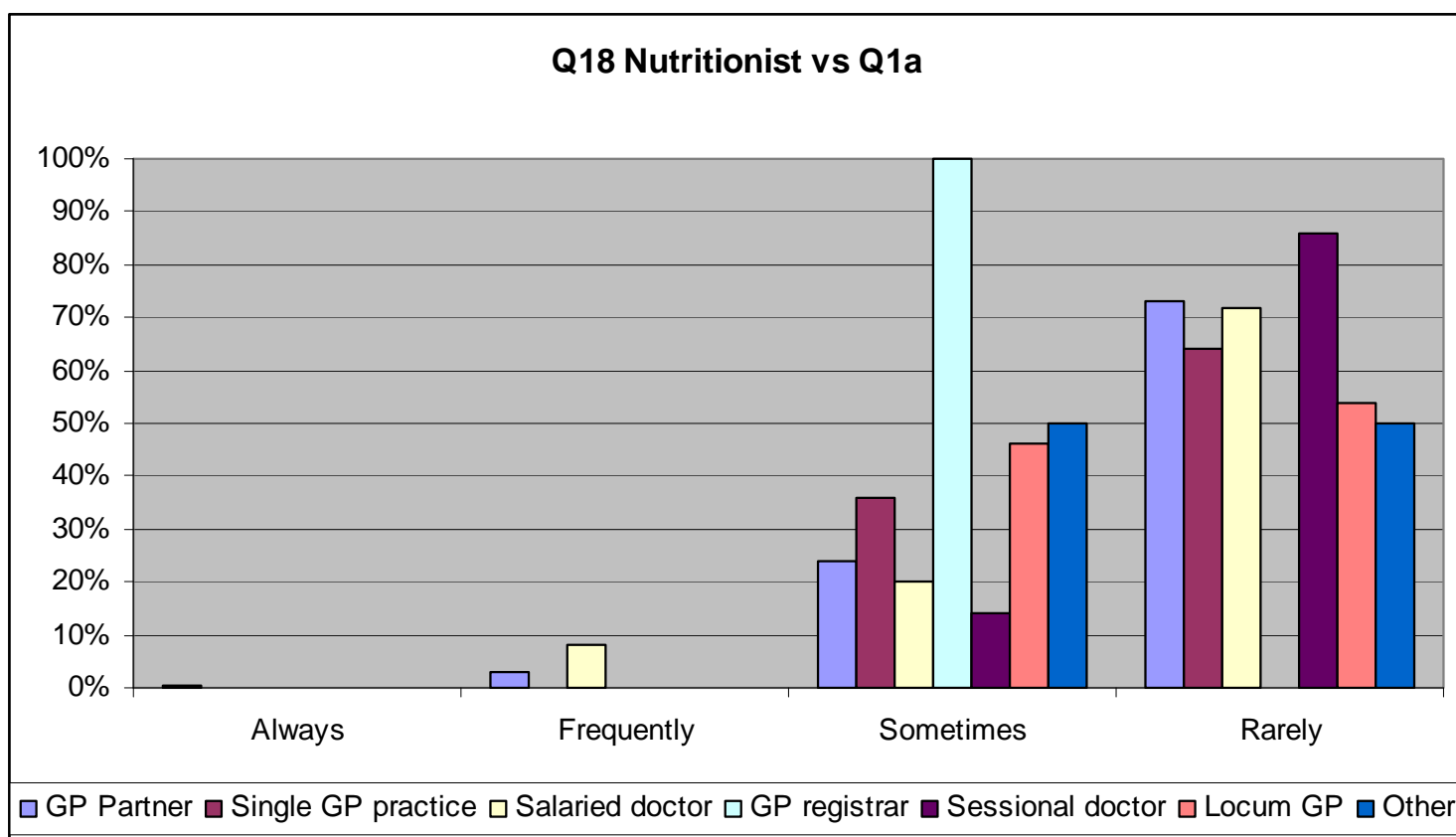
	GP Partner	Single GP practice	Salaried doctor	GP registrar	Sessional doctor	Locum GP	Other
Q18	%	%	%	%	%	%	%
Heat therapy							
Always	1%	0%	0%	0%	0%	0%	0%
Frequently	3%	0%	7%	0%	29%	0%	33%
Sometimes	20%	14%	26%	0%	0%	38%	0%
Rarely	76%	86%	67%	100%	71%	62%	67%
Base	268	14	27	1	7	13	3

Q18 Heat therapy vs Q1a



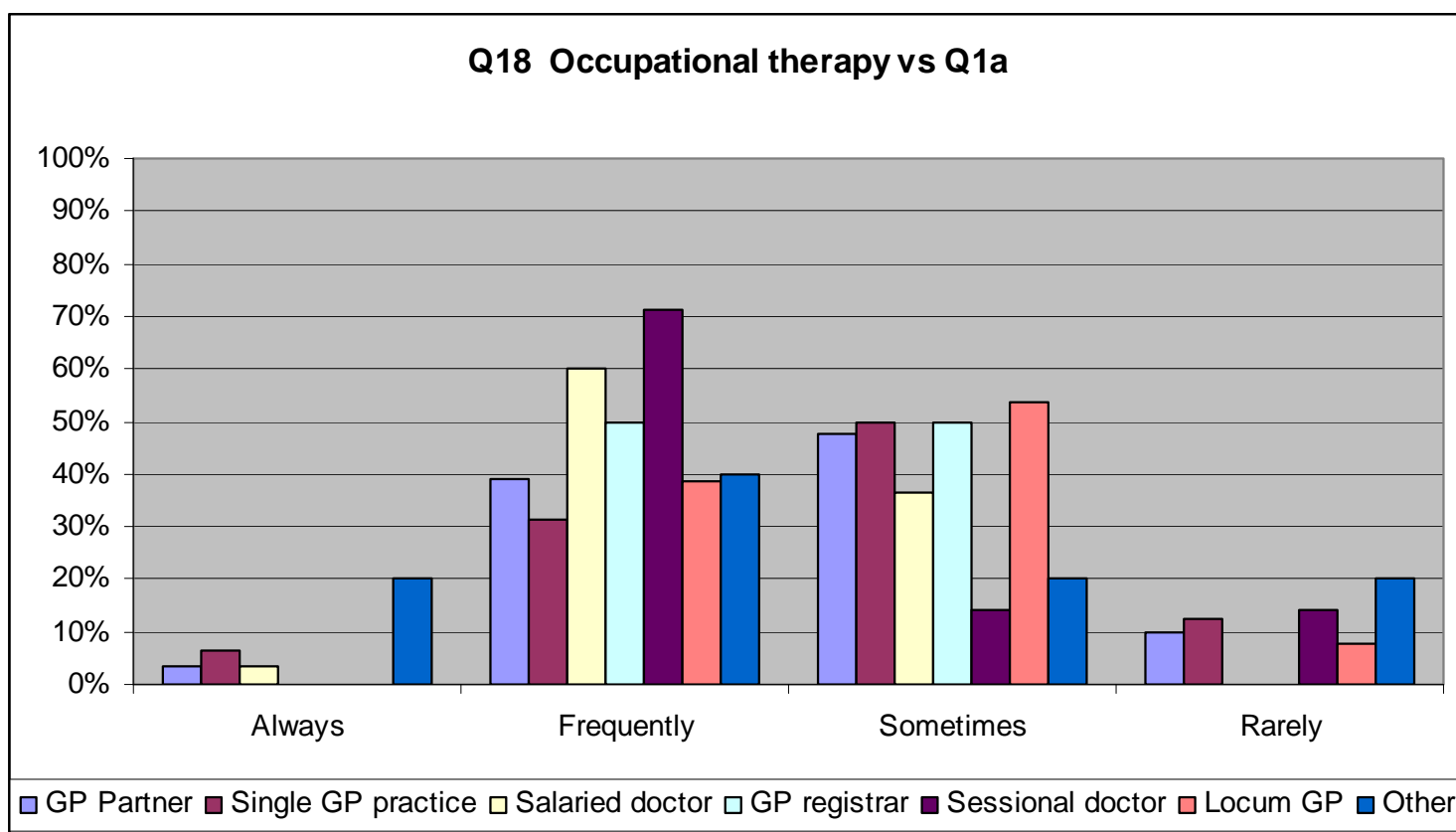
	GP Partner	Single GP practice	Salaried doctor	GP registrar	Sessional doctor	Locum GP	Other
Q18	%	%	%	%	%	%	%
Nutritionist							
Always	0%	0%	0%	0%	0%	0%	0%
Frequently	3%	0%	8%	0%	0%	0%	0%
Sometimes	24%	36%	20%	100%	14%	46%	50%
Rarely	73%	64%	72%	0%	86%	54%	50%
Base	273	14	25	1	7	13	4

Q18 Nutritionist vs Q1a



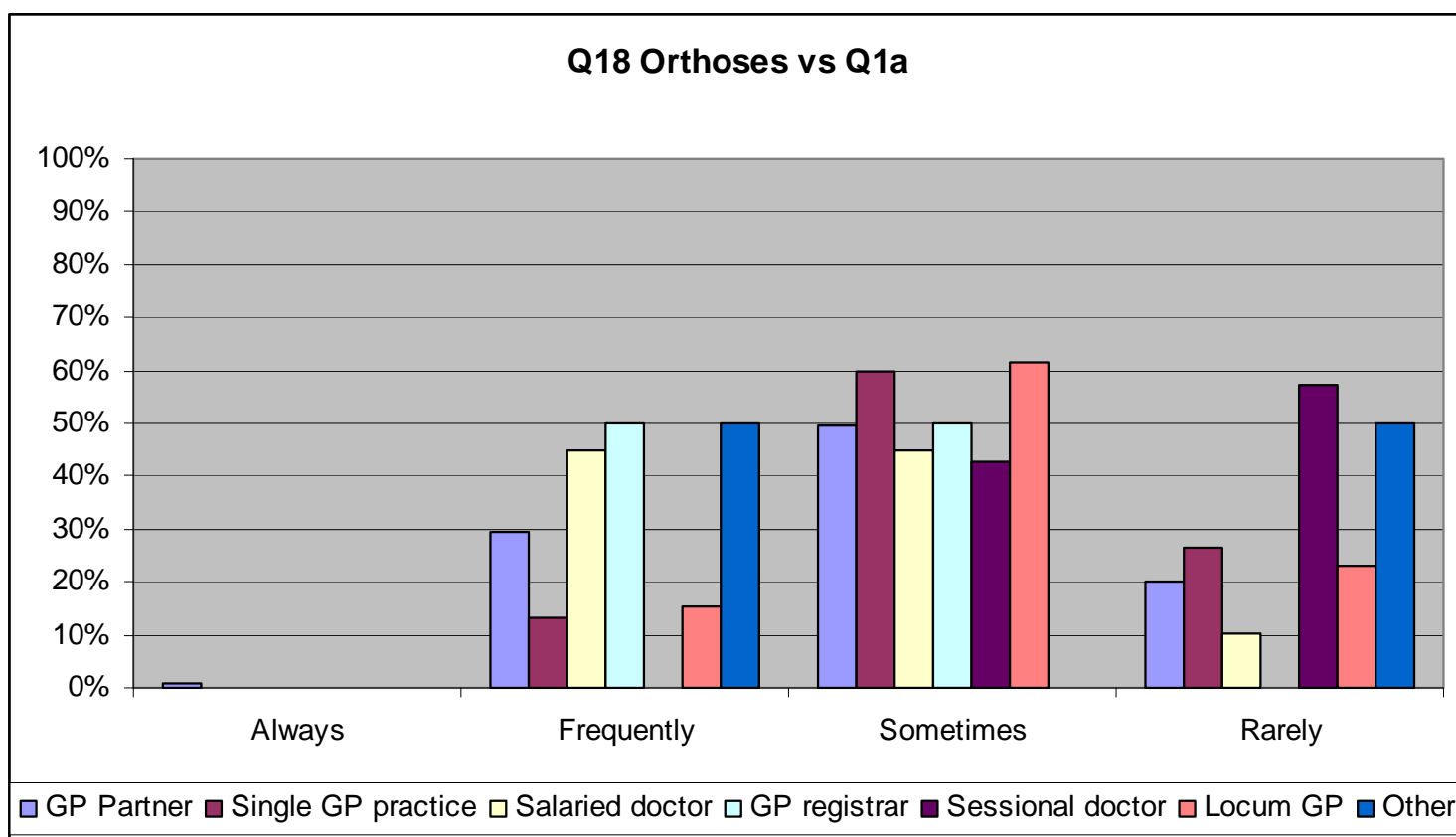
	GP Partner	Single GP practice	Salaried doctor	GP registrar	Sessional doctor	Locum GP	Other
Q18	%	%	%	%	%	%	%
Occupational therapy							
Always	3%	6%	3%	0%	0%	0%	20%
Frequently	39%	31%	60%	50%	71%	38%	40%
Sometimes	47%	50%	37%	50%	14%	54%	20%
Rarely	10%	13%	0%	0%	14%	8%	20%
Base	316	16	30	2	7	13	5

Q18 Occupational therapy vs Q1a



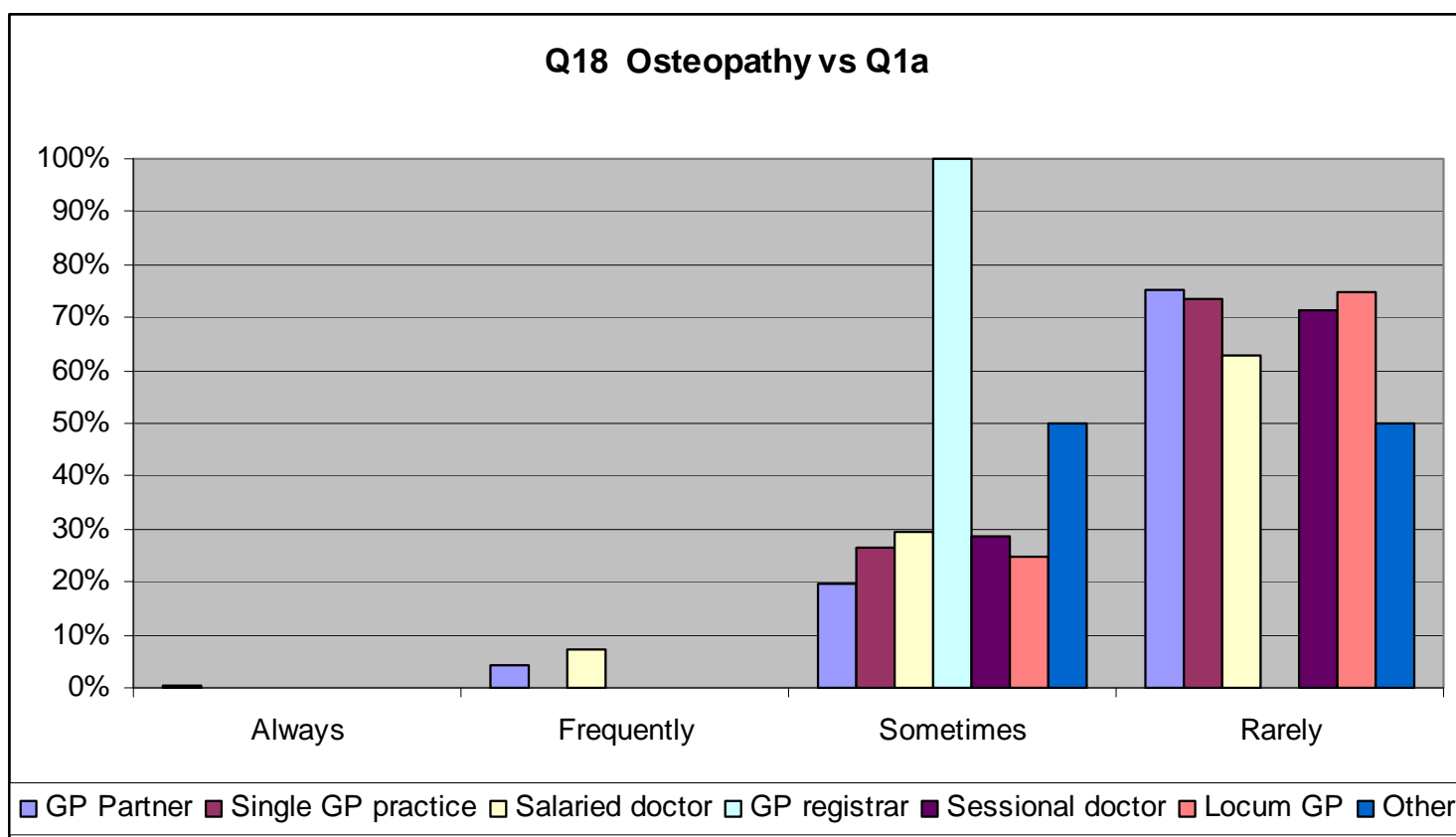
	GP Partner	Single GP practice	Salaried doctor	GP registrar	Sessional doctor	Locum GP	Other
Q18	%	%	%	%	%	%	%
Orthoses							
Always	1%	0%	0%	0%	0%	0%	0%
Frequently	30%	13%	45%	50%	0%	15%	50%
Sometimes	50%	60%	45%	50%	43%	62%	0%
Rarely	20%	27%	10%	0%	57%	23%	50%
Base	305	15	29	2	7	13	4

Q18 Orthoses vs Q1a



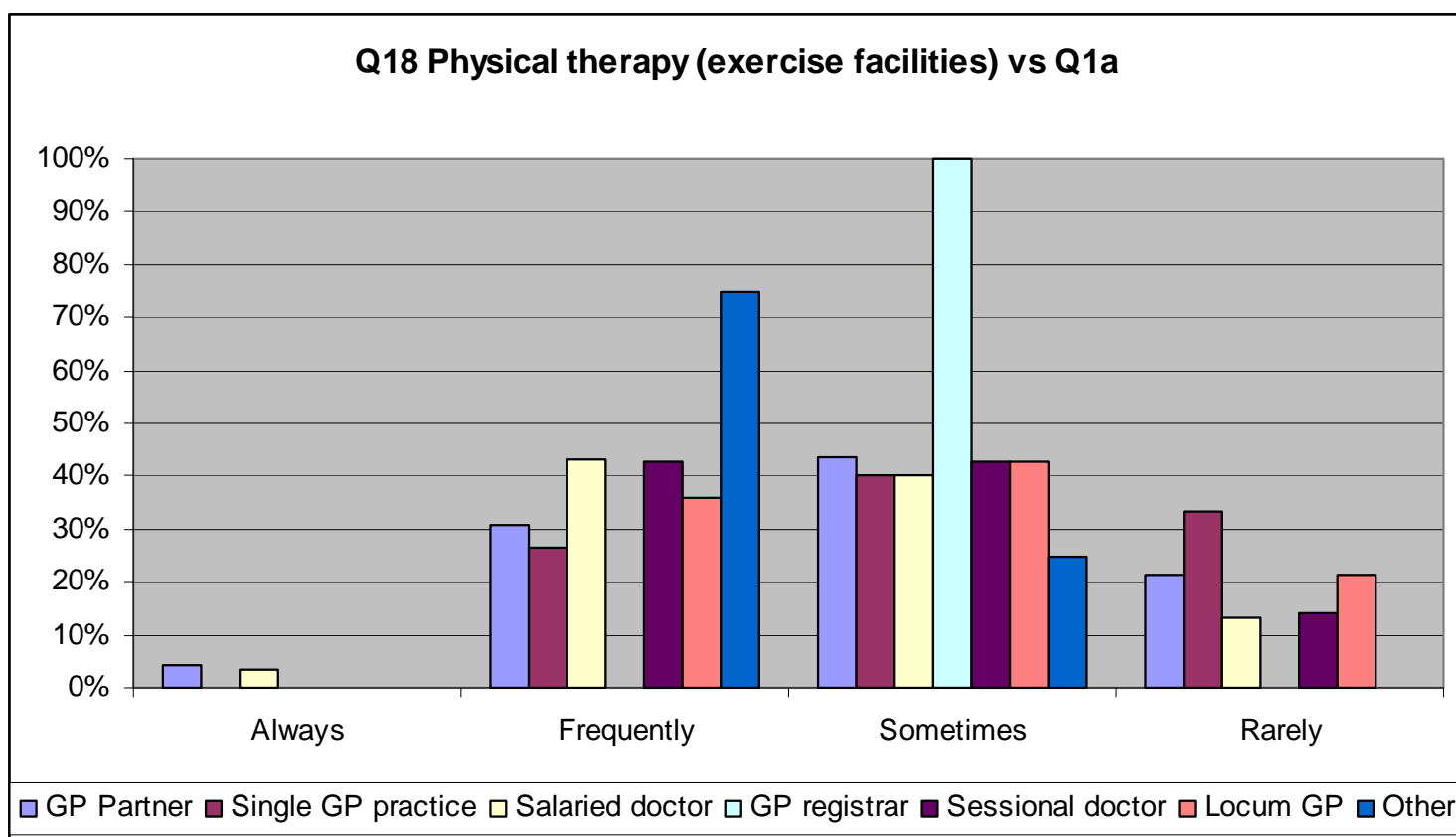
	GP Partner	Single GP practice	Salaried doctor	GP registrar	Sessional doctor	Locum GP	Other
Q18	%	%	%	%	%	%	%
Osteopathy							
Always	0%	0%	0%	0%	0%	0%	0%
Frequently	4%	0%	7%	0%	0%	0%	0%
Sometimes	20%	27%	30%	100%	29%	25%	50%
Rarely	75%	73%	63%	0%	71%	75%	50%
Base	272	15	27	2	7	12	4

Q18 Osteopathy vs Q1a



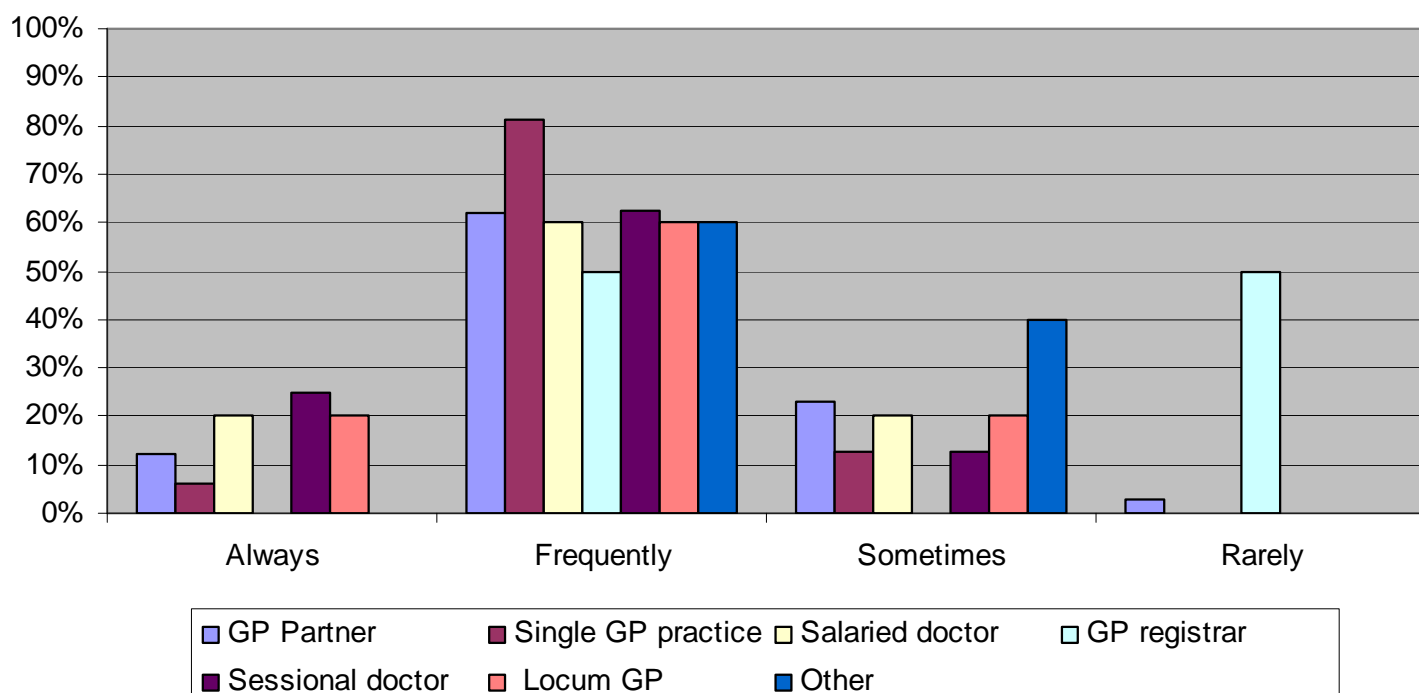
	GP Partner	Single GP practice	Salaried doctor	GP registrar	Sessional doctor	Locum GP	Other
Q18	%	%	%	%	%	%	%
Physical therapy (exercise facilities)							
Always	4%	0%	3%	0%	0%	0%	0%
Frequently	31%	27%	43%	0%	43%	36%	75%
Sometimes	44%	40%	40%	100%	43%	43%	25%
Rarely	21%	33%	13%	0%	14%	21%	0%
Base	294	15	30	1	7	14	4

Q18 Physical therapy (exercise facilities) vs Q1a



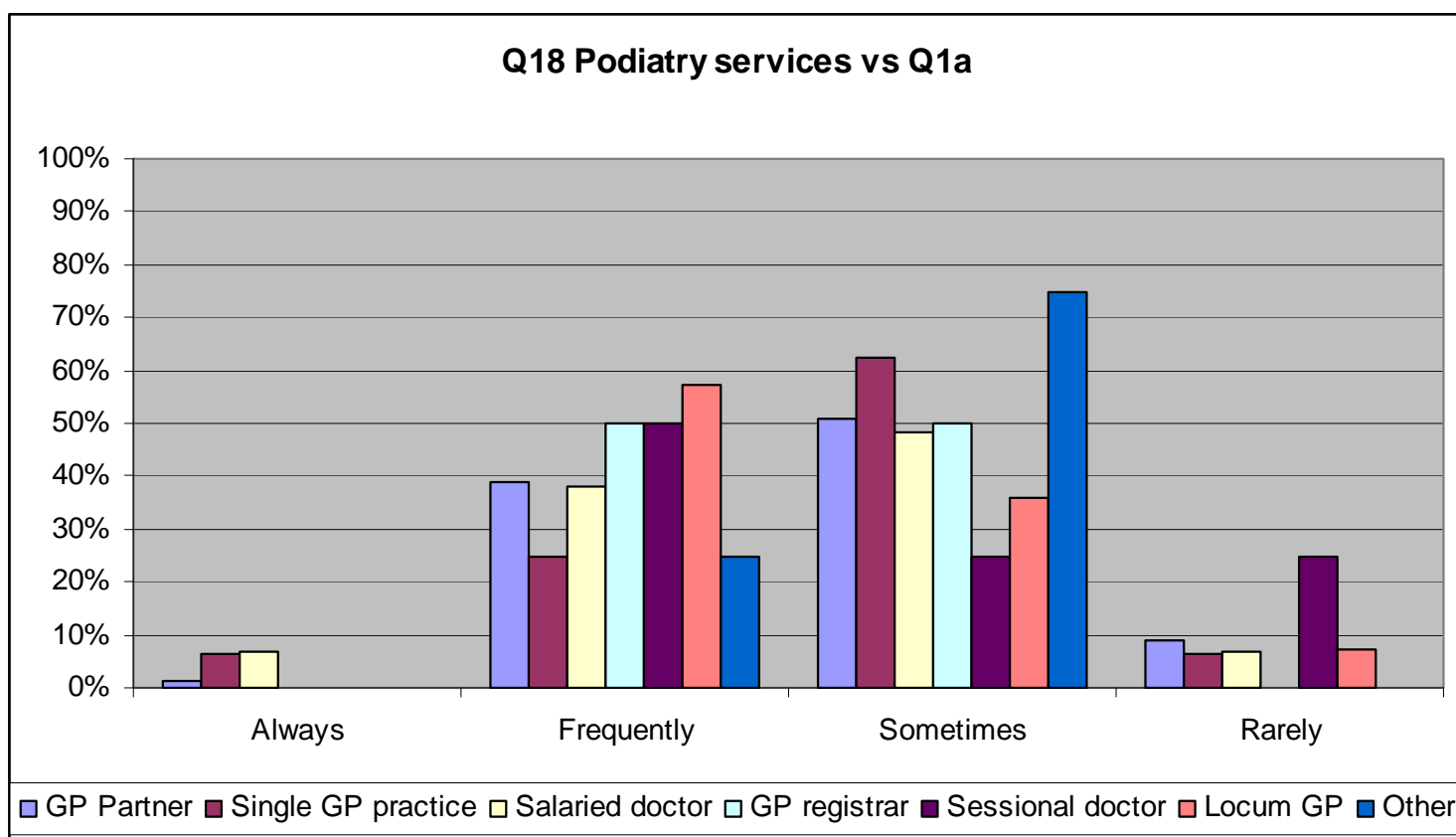
	GP Partner	Single GP practice	Salaried doctor	GP registrar	Sessional doctor	Locum GP	Other
Q18	%	%	%	%	%	%	%
Physiotherapy							
Always	12%	6%	20%	0%	25%	20%	0%
Frequently	62%	81%	60%	50%	63%	60%	60%
Sometimes	23%	13%	20%	0%	13%	20%	40%
Rarely	3%	0%	0%	50%	0%	0%	0%
Base	326	16	30	2	8	15	5

Q18 Physiotherapy vs Q1a



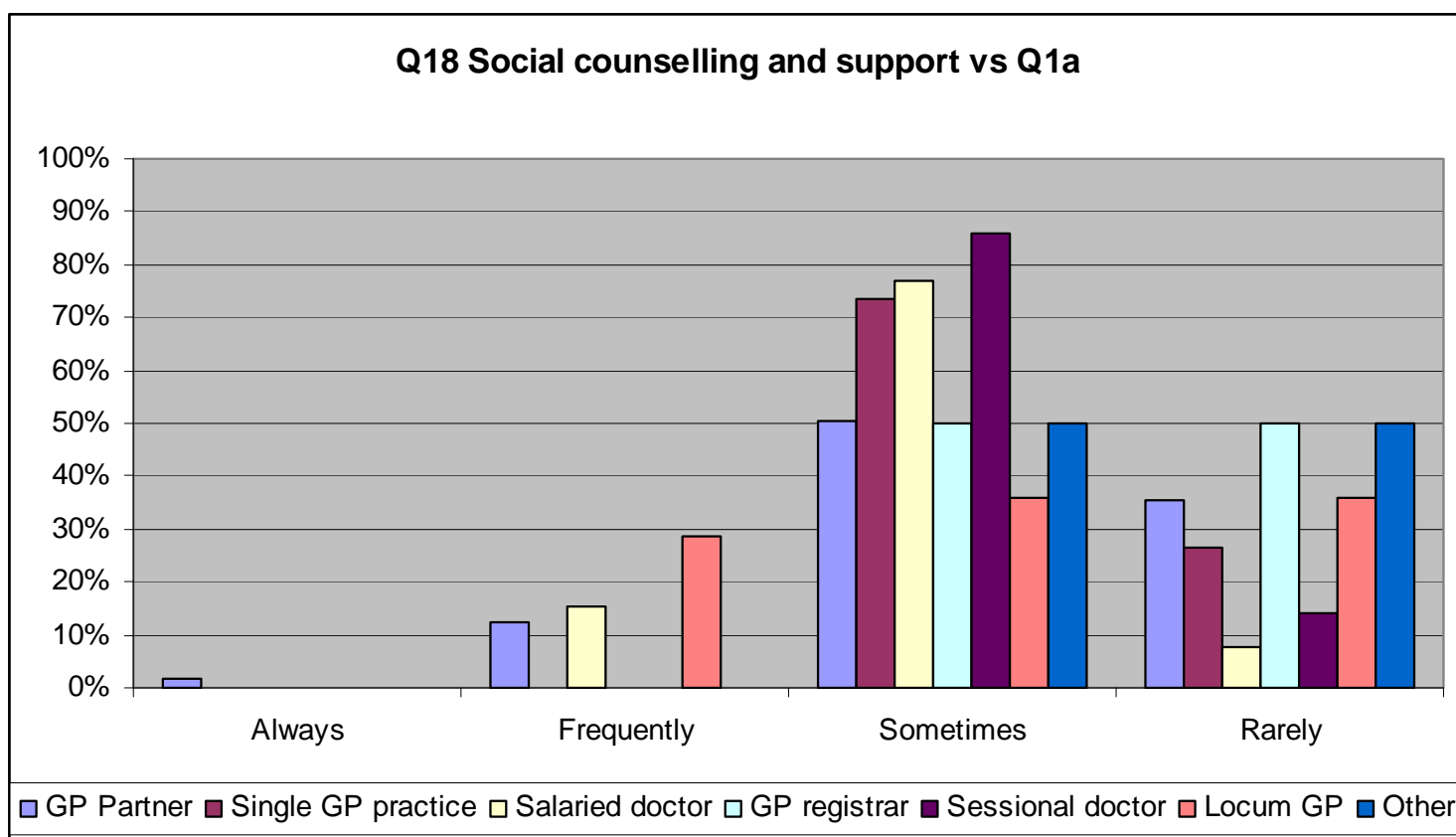
	GP Partner	Single GP practice	Salaried doctor	GP registrar	Sessional doctor	Locum GP	Other
Q18	%	%	%	%	%	%	%
Podiatry services							
Always	1%	6%	7%	0%	0%	0%	0%
Frequently	39%	25%	38%	50%	50%	57%	25%
Sometimes	51%	63%	48%	50%	25%	36%	75%
Rarely	9%	6%	7%	0%	25%	7%	0%
Base	308	16	29	2	8	14	4

Q18 Podiatry services vs Q1a



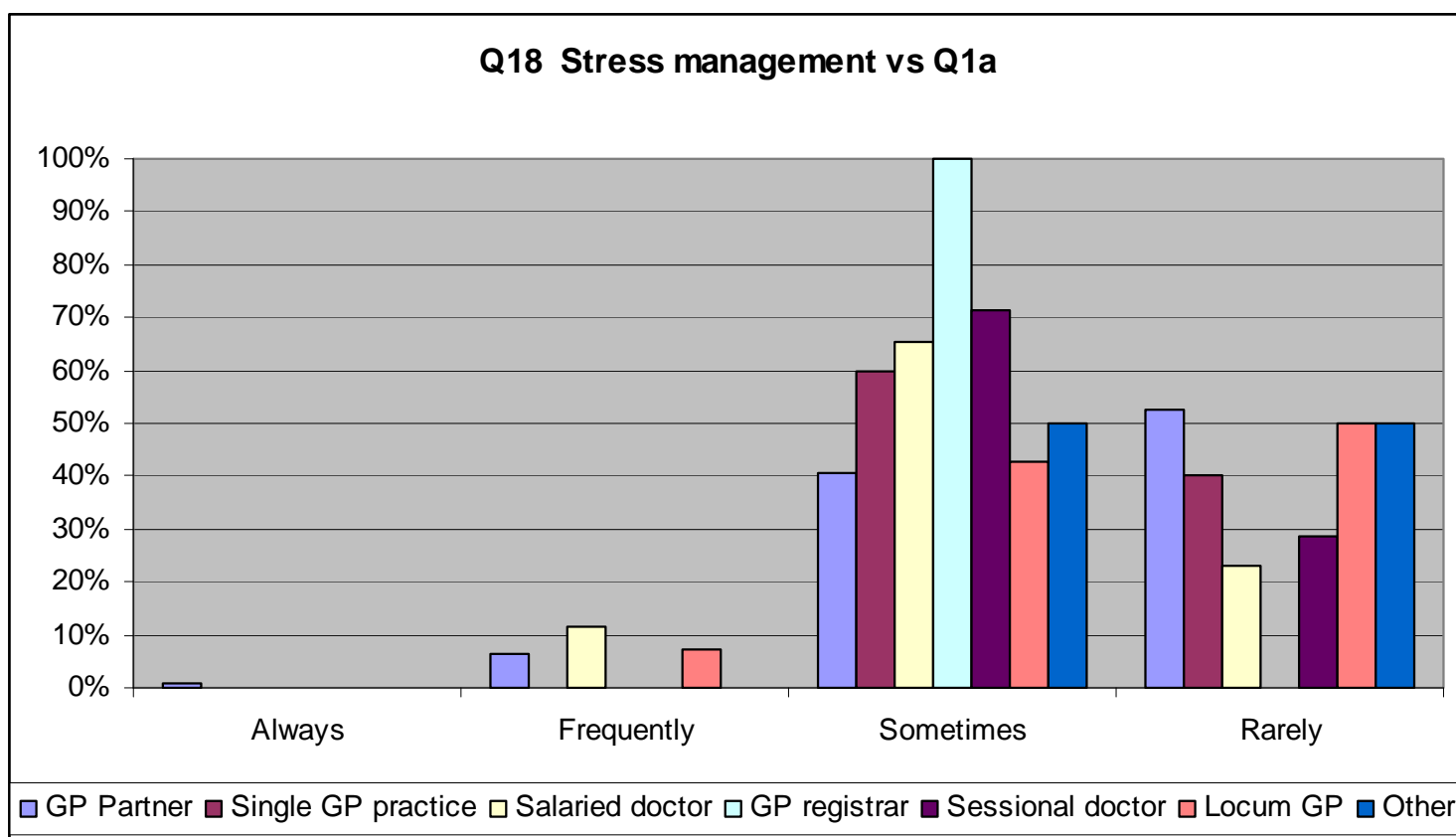
	GP Partner	Single GP practice	Salaried doctor	GP registrar	Sessional doctor	Locum GP	Other
Q18	%	%	%	%	%	%	%
Social counselling and support							
Always	2%	0%	0%	0%	0%	0%	0%
Frequently	12%	0%	15%	0%	0%	29%	0%
Sometimes	51%	73%	77%	50%	86%	36%	50%
Rarely	35%	27%	8%	50%	14%	36%	50%
Base	289	15	26	2	7	14	4

Q18 Social counselling and support vs Q1a

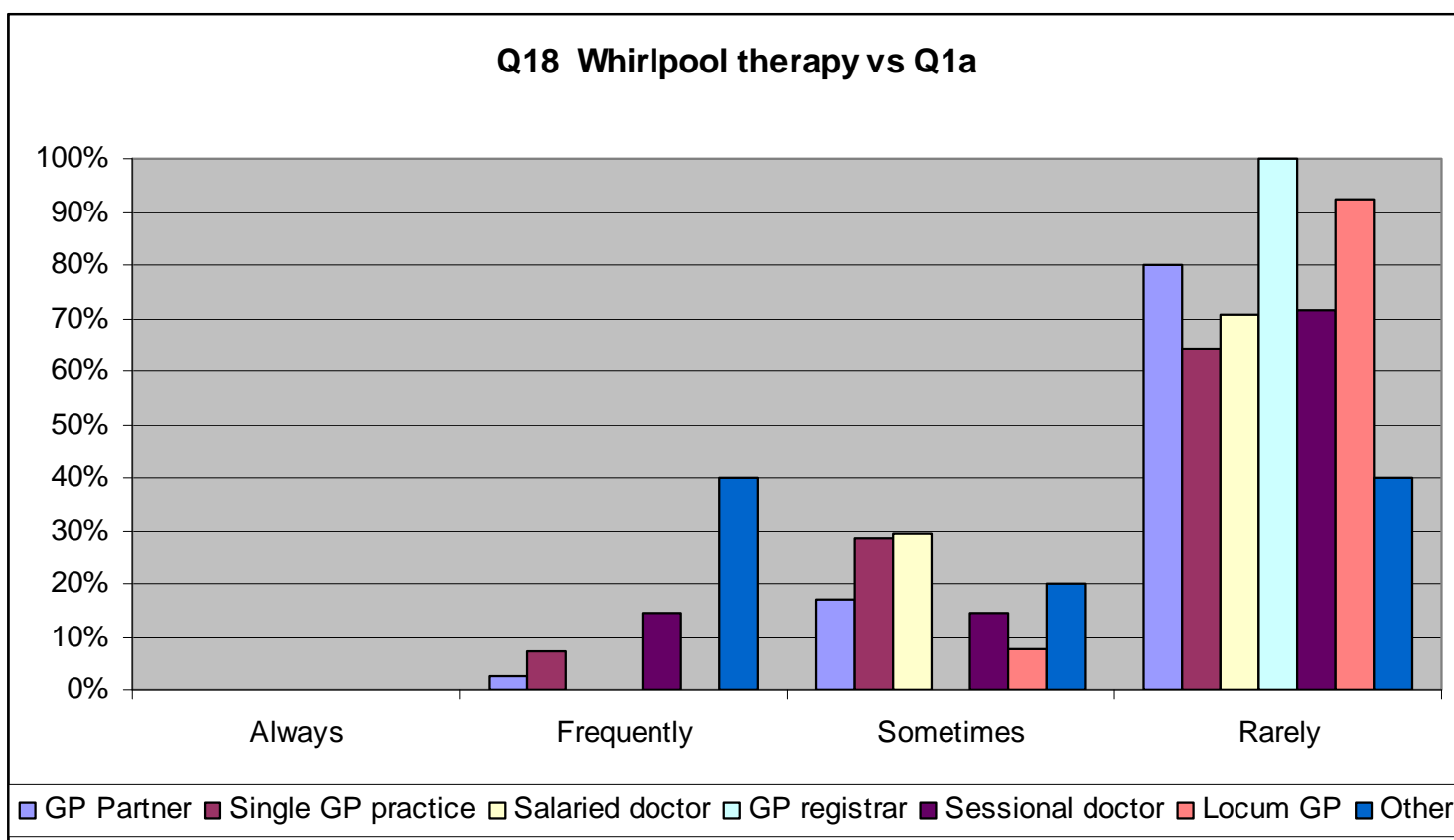


	GP Partner	Single GP practice	Salaried doctor	GP registrar	Sessional doctor	Locum GP	Other
Q18	%	%	%	%	%	%	%
Stress management							
Always	1%	0%	0%	0%	0%	0%	0%
Frequently	6%	0%	12%	0%	0%	7%	0%
Sometimes	40%	60%	65%	100%	71%	43%	50%
Rarely	52%	40%	23%	0%	29%	50%	50%
Base	284	15	26	1	7	14	4

Q18 Stress management vs Q1a

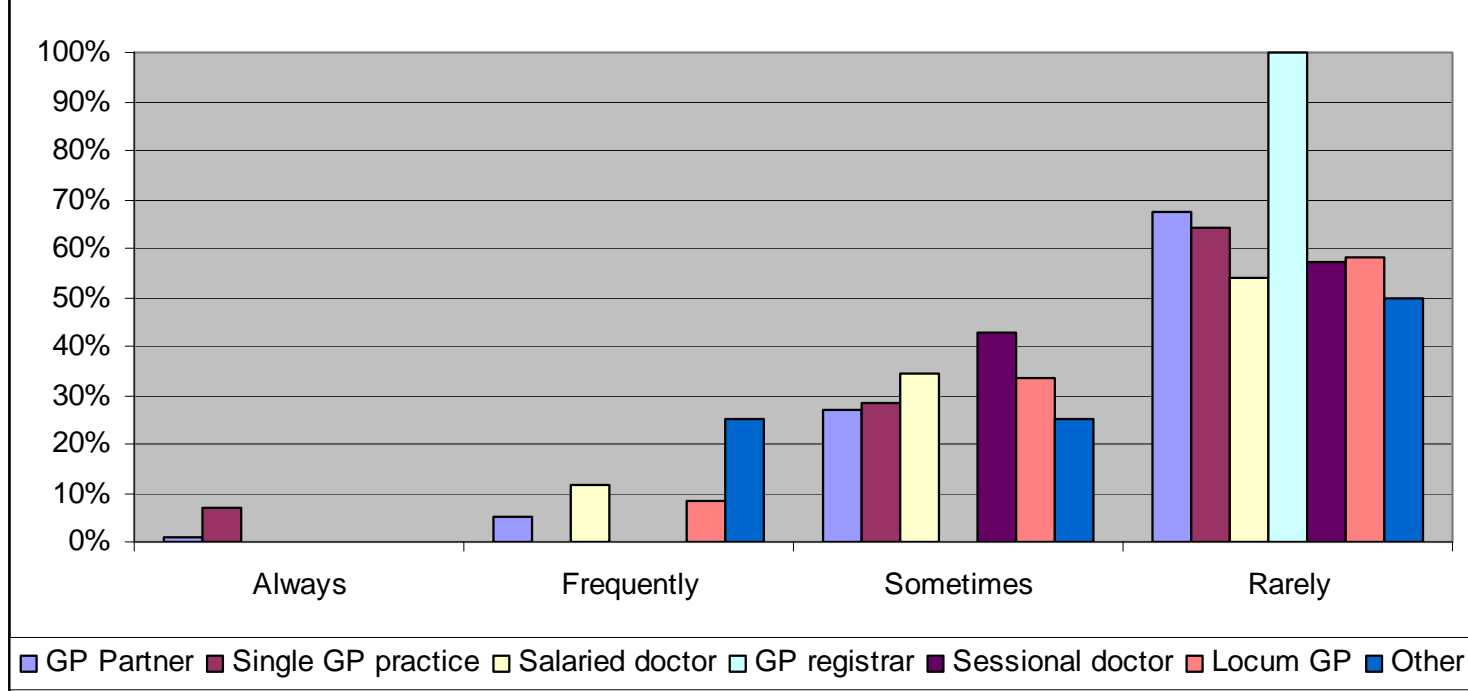


	GP Partner	Single GP practice	Salaried doctor	GP registrar	Sessional doctor	Locum GP	Other
Q18	%	%	%	%	%	%	%
Whirlpool therapy							
Always	0%	0%	0%	0%	0%	0%	0%
Frequently	3%	7%	0%	0%	14%	0%	40%
Sometimes	17%	29%	29%	0%	14%	8%	20%
Rarely	80%	64%	71%	100%	71%	92%	40%
Base	257	14	24	1	7	13	5



	GP Partner	Single GP practice	Salaried doctor	GP registrar	Sessional doctor	Locum GP	Other
Q18	%	%	%	%	%	%	%
Other complementary therapies (e.g. acupuncture or homeopathy)							
Always	1%	7%	0%	0%	0%	0%	0%
Frequently	5%	0%	12%	0%	0%	8%	25%
Sometimes	27%	29%	35%	0%	43%	33%	25%
Rarely	67%	64%	54%	100%	57%	58%	50%
Base	269	14	26	1	7	12	4

**Q18 Other complementary therapies (e.g. acupuncture or homeopathy)
vs Q1a**



Q18 How often do you refer patients with rheumatoid arthritis to the following types of support?				
	Q4 Special interest (GPwSI) in rheumatoid arthritis?			
	Yes		No	
	N	%	N	%
Chiropractic				
Always	0	0%	3	1%
Frequently	1	10%	29	8%
Sometimes	3	30%	92	26%
Rarely	6	60%	227	65%
Base	10		351	

	Yes		No	
	N	%	N	%
Heat therapy				
Always	0	0%	2	1%
Frequently	1	10%	11	3%
Sometimes	3	30%	65	20%
Rarely	6	60%	245	76%
Base	10		323	

	Yes		No	
	N	%	N	%
Nutritionist				
Always	0	0%	1	0%
Frequently	1	9%	9	3%
Sometimes	5	45%	80	25%
Rarely	5	45%	236	72%
Base	11		326	

	Yes		No	
	N	%	N	%
Occupational therapy				
Always	1	8%	13	3%
Frequently	6	50%	154	41%
Sometimes	4	33%	175	46%
Rarely	1	8%	35	9%
Base	12		377	

	Yes		No	
	N	%	N	%
Orthoses				
Always	1	8%	2	1%
Frequently	7	58%	103	28%
Sometimes	4	33%	181	50%
Rarely	0	0%	77	21%
Base	12		363	

	Yes		No	
	N	%	N	%
Osteopathy				
Always	0	0%	1	0%
Frequently	0	0%	14	4%
Sometimes	4	36%	71	22%
Rarely	7	64%	242	74%
Base	11		328	

	Yes		No	
	N	%	N	%
Physical therapy (exercise facilities)				
Always	2	18%	12	3%
Frequently	6	55%	112	32%
Sometimes	2	18%	155	44%
Rarely	1	9%	75	21%
Base	11		354	

	Yes		No	
	N	%	N	%
Physiotherapy				
Always	3	25%	49	13%
Frequently	8	67%	243	62%
Sometimes	1	8%	88	23%
Rarely	0	0%	10	3%
Base	12		390	

	Yes		No	
	N	%	N	%
Podiatry services				
Always	1	8%	6	2%
Frequently	8	67%	141	38%
Sometimes	3	25%	188	51%
Rarely	0	0%	34	9%
Base	12		369	

	Yes		No	
	N	%	N	%
Social counseling and support				
Always	0	0%	5	1%
Frequently	3	27%	41	12%
Sometimes	7	64%	184	53%
Rarely	1	9%	116	34%
Base	11		346	

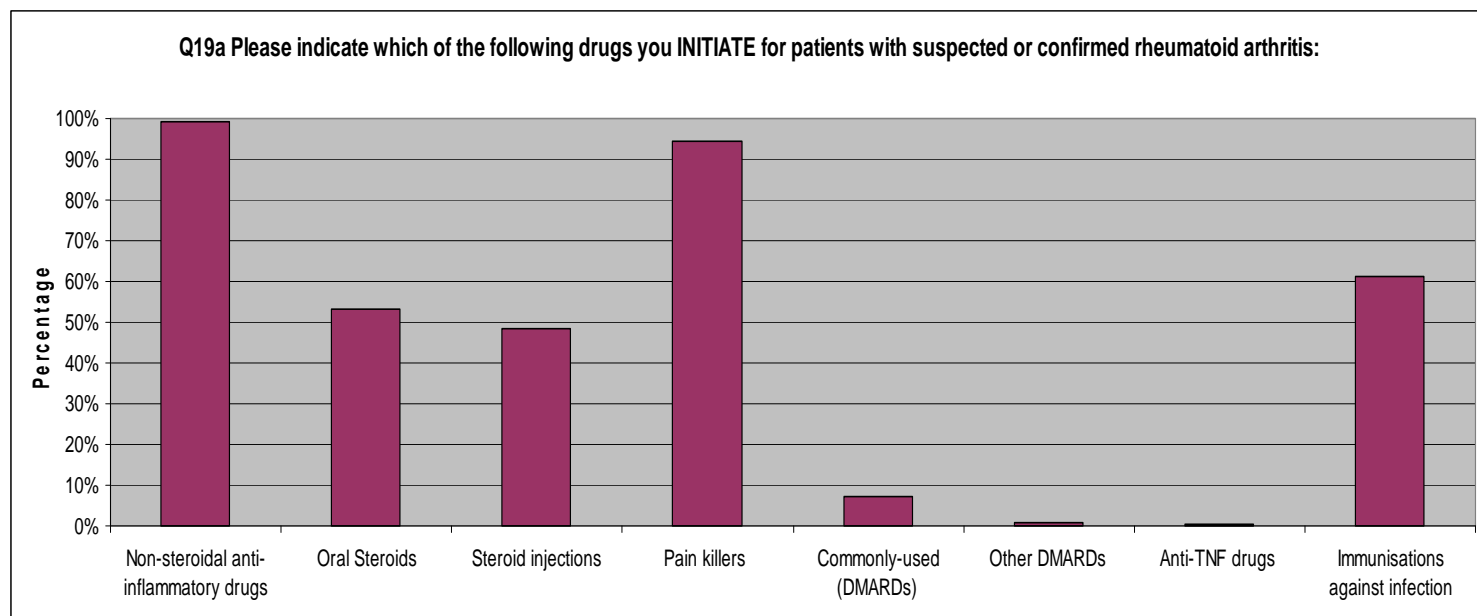
	Yes		No	
	N	%	N	%
Stress management				
Always	0	0%	2	1%
Frequently	2	18%	20	6%
Sometimes	6	55%	149	44%
Rarely	3	27%	169	50%
Base	11		340	

	Yes		No	
	N	%	N	%
Whirlpool therapy				
Always	0	0%	0	0%
Frequently	2	18%	9	3%
Sometimes	3	27%	55	18%
Rarely	6	55%	246	79%
Base	11		310	

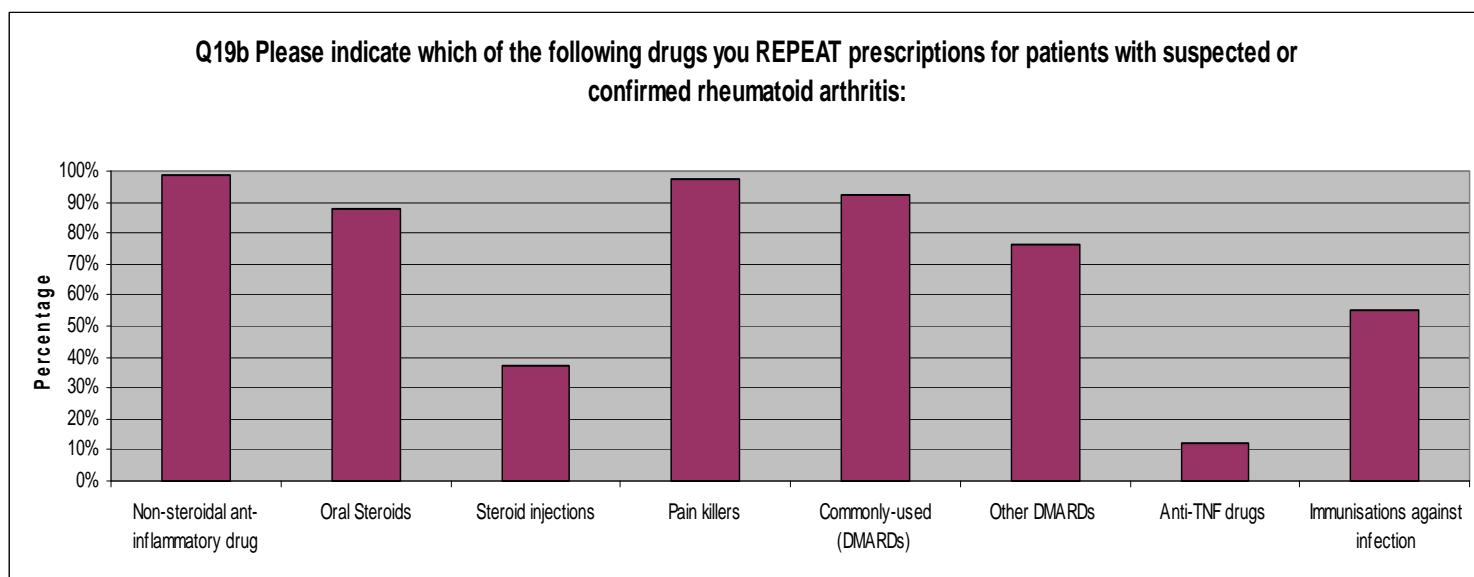
Survey of general practitioners about the diagnosis and management of rheumatoid arthritis	120	
--	-----	--

	Yes		No	
	N	%	N	%
Other complementary therapies (e.g. acupuncture or homeopathy)				
Always	0	0%	3	1%
Frequently	1	9%	18	6%
Sometimes	3	27%	90	28%
Rarely	7	64%	211	66%
Base	11		322	

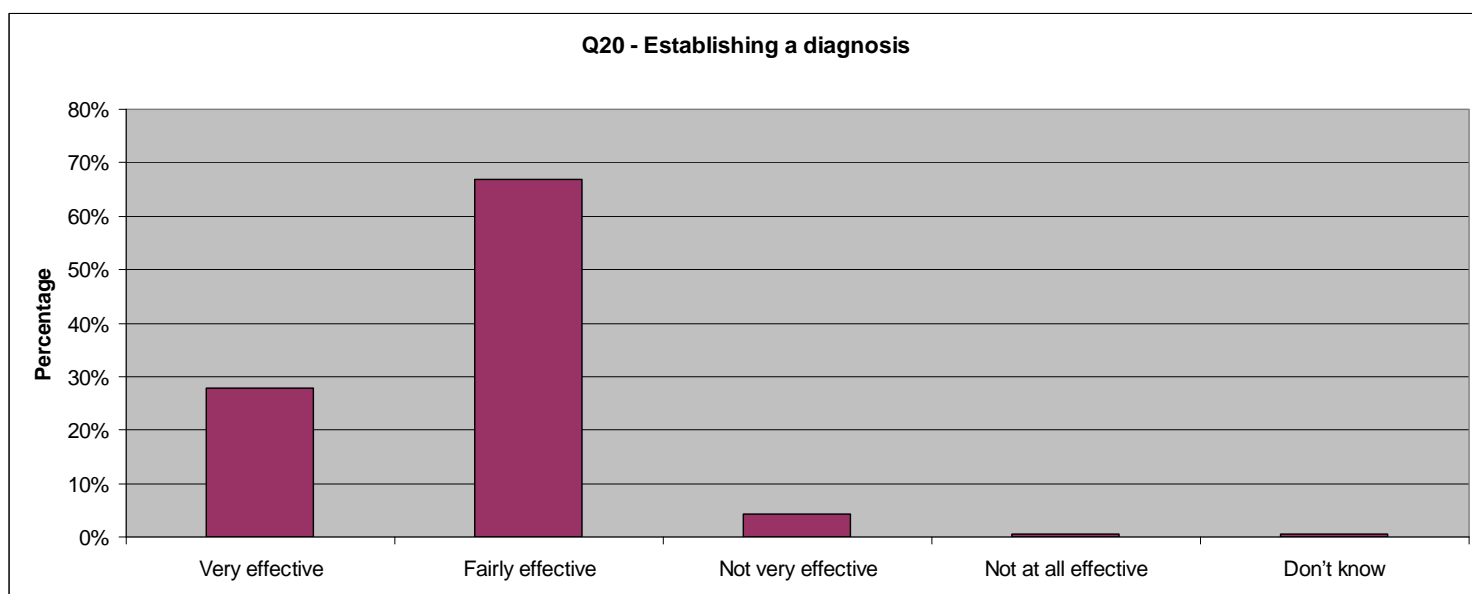
Q19a Please indicate which of the following drugs you INITIATE for patients with suspected or confirmed rheumatoid arthritis: (Please select all that apply)		
	Total	
Q19a	N	%
Non-steroidal anti-inflammatory drugs	400	99%
Oral Steroids	215	53%
Steroid injections	195	48%
Pain killers (paracetamol/codeine)	381	94%
Commonly-used (DMARDs)	29	7%
Other DMARDs	4	1%
Anti-TNF drugs	1	0%
Immunisations against infection	247	61%
Base	404	



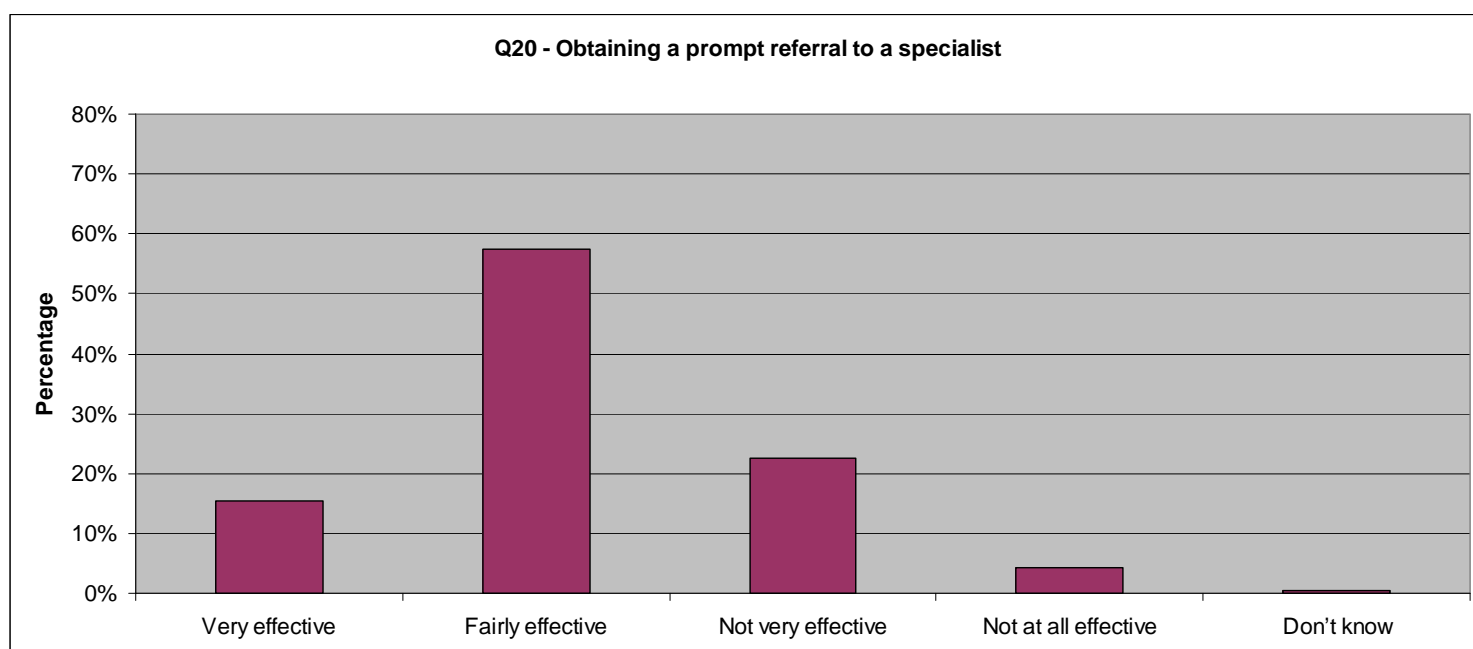
Q19b Please indicate which of the following drugs you REPEAT prescriptions for patients with suspected or confirmed rheumatoid arthritis:		
	Total	
Q19b	N	%
Non-steroidal ant-inflammatory drug	399	99%
Oral Steroids	354	88%
Steroid injections	149	37%
Pain killers (paracetamol/codeine)	394	98%
Commonly-used (DMARDs)	372	92%
Other DMARDs	307	76%
Anti-TNF drugs	50	12%
Immunisations against infection	224	55%
Base	404	



Q20 In your personal view, please rate the overall effectiveness of the NHS in the following aspects of caring for patients with rheumatoid arthritis?		
	Total	
Q20	N	%
Establishing a diagnosis		
4 = Very effective	134	28%
3 = Fairly effective	322	67%
2 = Not very effective	21	4%
1 = Not at all effective	2	0%
Don't know	2	0%
Mean	3.2 = Fairly effective	
Base	481	

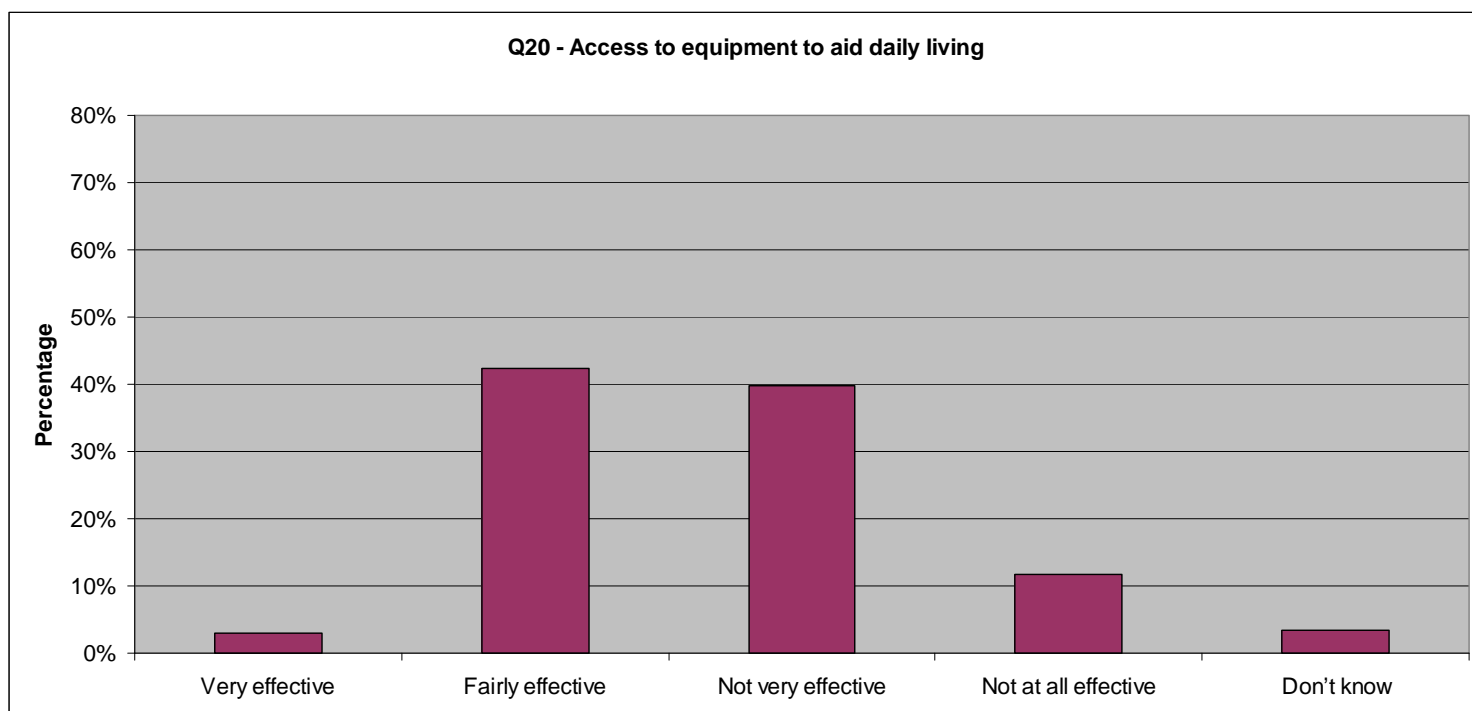


	Total	
Q20	N	%
Obtaining a prompt referral to a specialist		
4 = Very effective	74	15%
3 = Fairly effective	276	57%
2 = Not very effective	109	23%
1 = Not at all effective	20	4%
Don't know	2	0%
Mean	2.8 = Fairly effective	
Base	481	

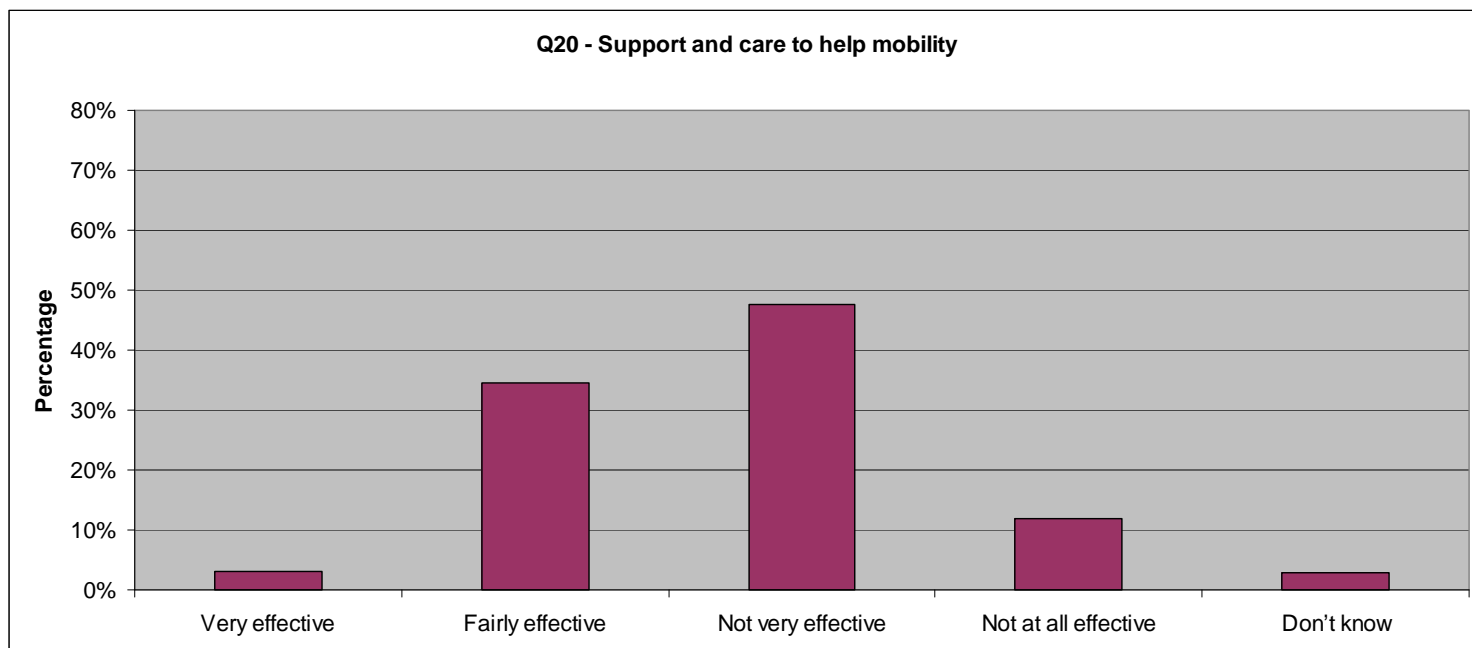


Survey of general practitioners about the diagnosis and management of rheumatoid arthritis	125	MEDiX
--	-----	--------------

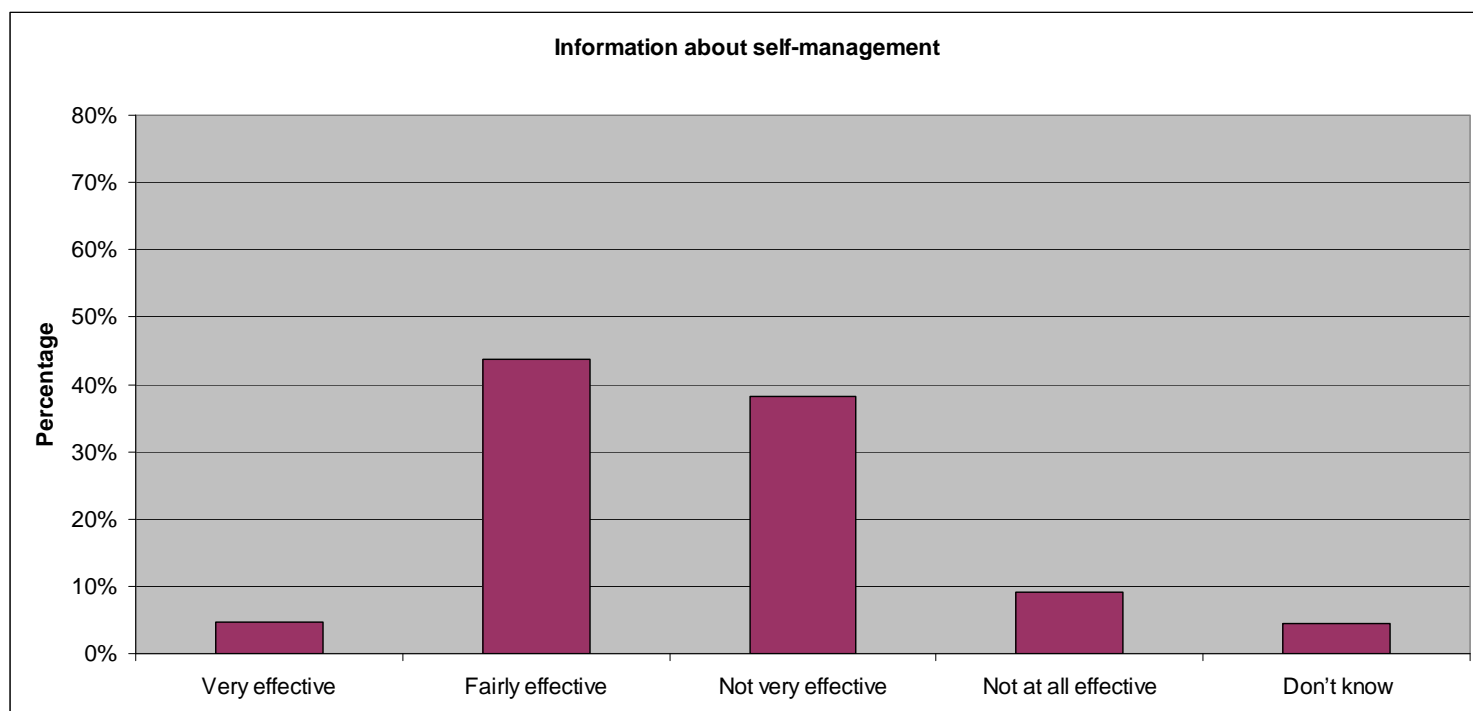
	Total	
Q20	N	%
Access to equipment to aid daily living		
4 = Very effective	14	3%
3 = Fairly effective	204	42%
2 = Not very effective	191	40%
1 = Not at all effective	56	12%
Don't know	16	3%
Mean	2.4 = Not very effective	
Base	481	



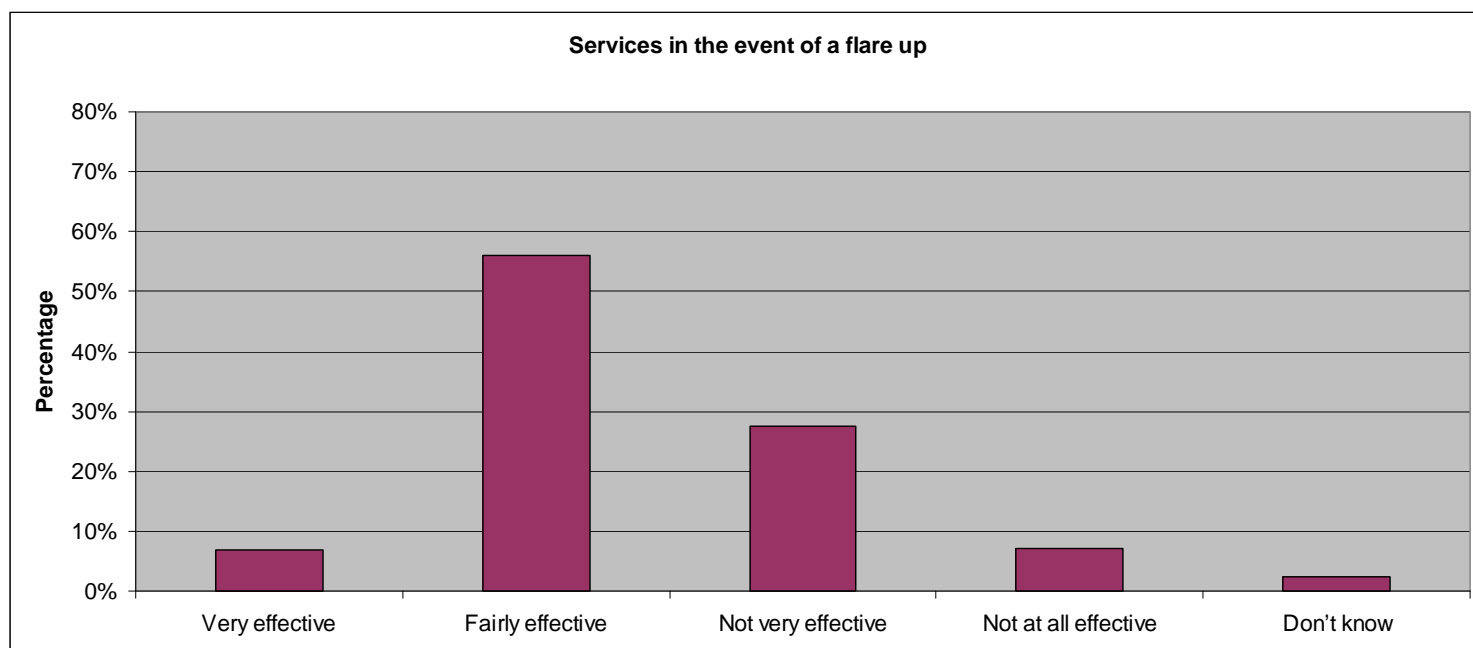
	Total	
Q20	N	%
Support and care to help mobility		
4 = Very effective	15	3%
3 = Fairly effective	166	35%
2 = Not very effective	229	48%
1 = Not at all effective	57	12%
Don't know	14	3%
Mean	2.3 = Not very effective	
Base	481	



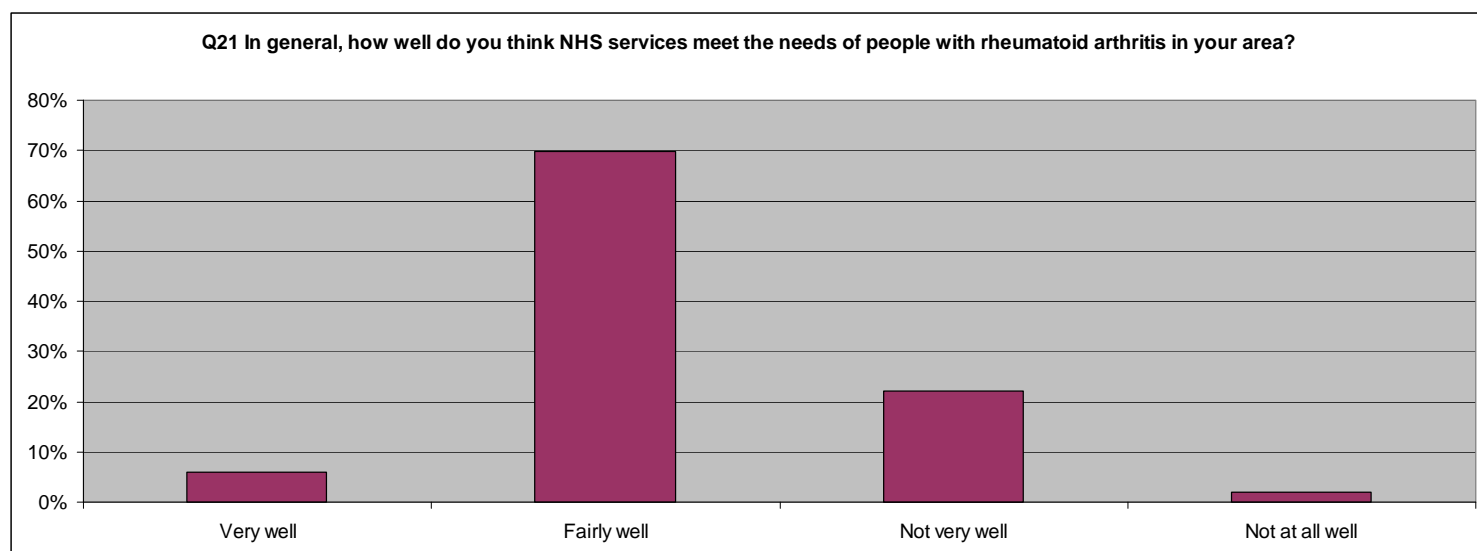
	Total	
Q20	N	%
Information about self-management		
4 = Very effective	22	5%
3 = Fairly effective	210	44%
2 = Not very effective	184	38%
1 = Not at all effective	44	9%
Don't know	21	4%
Mean	2.5 = Fairly effective	
Base	481	



	Total	
Q20	N	%
Services in the event of a flare up		
4 = Very effective	33	7%
3 = Fairly effective	270	56%
2 = Not very effective	133	28%
1 = Not at all effective	34	7%
Don't know	11	2%
Mean	2.6 = Fairly effective	
Base	481	



Q21 In general, how well do you think NHS services meet the needs of people with rheumatoid arthritis in your area?		
	Total	
Q21	N	%
Very well	29	6%
Fairly well	336	70%
Not very well	106	22%
Not at all well	10	2%
Base	481	



Q21 In general, how well do you think NHS services meet the needs of people with rheumatoid arthritis in your area?				
	Q4 Special interest (GPwSI) in rheumatoid arthritis?			
	Yes		No	
Q21	N	%	N	%
Very well	0	0%	29	6%
Fairly well	10	77%	326	70%
Not very well	2	15%	104	22%
Not at all well	1	8%	9	2%
Base	13		468	

Q22 If there was one thing you could change about current services for rheumatoid arthritis, what would it be and why?		
	Total	
Q22 (summary of coded responses)	N	%
None	119	25%
Easier/quicker access to consultants/nurses for doctors	112	23%
Social care / community support etc	37	8%
More staff	34	7%
Earlier diagnosis and treatment	30	6%
Physiotherapy, occupational therapy	25	5%
Improve communication	25	5%
Better continuity (quick follow ups etc)	25	5%
Faster referrals	17	4%
More access to drugs	15	3%
Primary care managed	14	3%
Multidisciplinary teams	13	3%
Increase awareness / education	13	3%
Single point of care / contact	11	2%
Better general access	10	2%
More funding	8	2%
Better service	8	2%
Unsure	8	2%
More aids	6	1%
More time with patients	5	1%
Better staff	5	1%
Better helplines	4	1%
Remove specialist nurse	2	0%
Create phlebotomy service	2	0%
Integrate pathology IT systems	1	0%
Use NICE guidelines	1	0%
Service that responds to needs of local patients	1	0%
Specialist department for RA	1	0%
Base	481	

Appendix A



NAO STUDY: SERVICES FOR PEOPLE WITH RHEUMATOID ARTHRITIS

Questionnaire for General Practitioners

The National Audit Office (NAO) is currently conducting a study examining services for people with rheumatoid arthritis in England, and how services can be improved.

The NAO is completely independent of government and reports to Parliament on the economy, efficiency and effectiveness with which the Department of Health has used its resources. The output of its work will be a report to Parliament. This is your opportunity to influence Parliament with your views.

The NAO is keen to include as part of its study the experience of GPs and would be very grateful if you would spend a few minutes completing this questionnaire.

All responses will be anonymised and information will be used to present an analysis nationally.

Thank you very much for your assistance.

A. ABOUT YOU AND YOUR PRACTICE

Q1a Are you a (please select one of the following):

- ☐ GP Partner
- ☐ Single GP practice
- ☐ Salaried doctor
- ☐ GP registrar
- ☐ Sessional doctor
- ☐ Locum GP
- ☐ Other, please specify - - -

Q1b Approximately how many hours do you work in a week?

- ☐ Please specify - - -

Q2 In which strategic health authority are you based?

- ☐ East Midlands Strategic Health Authority
- ☐ East Of England Strategic Health Authority
- ☐ London Strategic Health Authority
- ☐ North East Strategic Health Authority
- ☐ North West Strategic Health Authority
- ☐ South Central Strategic Health Authority
- ☐ South East Coast Strategic Health Authority
- ☐ South West Strategic Health Authority
- ☐ West Midlands Strategic Health Authority
- ☐ Yorkshire and The Humber Strategic Health Authority

Q3a In which year did you first qualify as a doctor?

☐ Please specify - - -

Q3b In which year did you take up post as a GP?

☐ Please specify - - -

Q4 Are you a general practitioner with special interest (GPwSI) in rheumatoid arthritis?

☐ Yes

☐ No

Q5 Approximately how many patients with rheumatoid arthritis are on your practice's patient list?

☐ Please specify - - -

☐ None

☐ Don't know

B. TRAINING AND KNOWLEDGE

Q6 How would you describe your medical knowledge of rheumatoid arthritis (please tick one)?

☐ I have a very good knowledge of rheumatoid arthritis

☐ I have adequate knowledge of rheumatoid arthritis

☐ I have little knowledge of rheumatoid arthritis

☐ I have no knowledge of rheumatoid arthritis

Q7a Did your pre-registration training cover rheumatoid arthritis?

☐ Yes [go to Q7b]

☐ No [go to Q8]

☐ Can't remember [go to Q8]

Q7b How would you describe this training (please tick one)?

☐ In depth and involved practical training

☐ In depth but did not involve practical training

☐ Brief, but involved practical training

☐ Brief and did not involve practical training

Q7c How well do you feel this training prepared you to recognise the symptoms of rheumatoid arthritis (please tick one)?

☐ Very well

☐ Fairly well

☐ Not very well

☐ Not at all well

Q8 Please rank in order of the most commonly used, up to three ways in which you keep your medical knowledge of rheumatoid arthritis up to date.

- ☐ I do not keep up to date on rheumatoid arthritis specifically
- ☐ Regular reading of medical journals/clinical research
- ☐ Online learning
- ☐ Attendance at seminars/conferences/training events
- ☐ Reading of material sent to me by pharmaceutical companies
- ☐ Briefings/contact with patient support groups/organisations
- ☐ Briefings/contact with hospital rheumatology department
- ☐ Briefings/contact with other GPs
- ☐ Other, please specify - - -

Q9 Please show the extent to which you agree with the following statements:

(Strongly agree/Agree/Disagree/Strongly disagree)

- ☐ It is important to look actively for early signs of rheumatoid arthritis
- ☐ An early diagnosis of rheumatoid arthritis is beneficial for patients
- ☐ Much can be done to improve the quality of life for people with rheumatoid arthritis

C. IDENTIFICATION OF RHEUMATOID ARTHRITIS

Q10 How would you rate your overall confidence in diagnosing a new patient with rheumatoid arthritis (please tick one)?

- ☐ Very confident
- ☐ Somewhat confident
- ☐ Not very confident
- ☐ Not at all confident

Q11a Do you use specific guidance or criteria to help you identify if a patient may have rheumatoid arthritis?

- ☐ Yes [go to Q11b]
- ☐ No [go to Q12a]

Q11b Please indicate which of the following guidance or criteria you use to help you identify if a patient may have rheumatoid arthritis (Yes/No)

- ☐ American College of Rheumatology criteria
- ☐ National Institute for Health and Clinical Excellence (NICE) guidance
- ☐ Other, please specify - - -

Q12a Do you have access, when required, to support and advice to help you identify patients who may have rheumatoid arthritis?

- ☐ Yes [go to Q12b]
- ☐ No [go to Q12c]

Q12b Please rank in order of the most frequently used, up to three routes through which you have accessed support and advice to identify patients who may have rheumatoid arthritis?

- ☐ Local PCT
- ☐ Other GPs
- ☐ GP with special interest (GPwSI) in rheumatology
- ☐ Consultant rheumatologist
- ☐ Specialist helpline
- ☐ Advice and guidance request on Choose and Book
- ☐ Local patient groups
- ☐ British Society for Rheumatology (BSR)
- ☐ National Rheumatoid Arthritis Society (NRAS)
- ☐ Royal College of General Practitioners
- ☐ Other sources of professional advice

Q12c Please rank in order of preference, the top three routes through which you think support and advice to identify patients who may have rheumatoid arthritis SHOULD be provided to GPs?

- ☐ Local PCT
- ☐ Other GPs
- ☐ GP with special interest (GPwSI) in rheumatology
- ☐ Consultant rheumatologist
- ☐ Specialist nurse
- ☐ Specialist helpline
- ☐ Advice and guidance request on Choose and Book
- ☐ Local patient groups
- ☐ British Society for Rheumatology (BSR)
- ☐ National Rheumatoid Arthritis Society (NRAS)
- ☐ Royal College of General Practitioners
- ☐ Other sources of professional advice

D. LONG TERM CARE AND MANAGEMENT OF RHEUMATOID ARTHRITIS

Q13 From your experience, regarding the delivery of long term care for people with rheumatoid arthritis, can you indicate the extent of joint working locally in the following cases? (Always/Often/Sometimes/Rarely/Never/Don't know)

- ☐ Between the PCT and the different players involved in rheumatoid arthritis care
- ☐ Between GPs and multi-disciplinary teams
- ☐ Between GPs and social services
- ☐ GPs are involved in decisions about local healthcare commissioning

Q14 Do you have a shared protocol/arrangement with a local NHS acute trust(s) to monitor patients with rheumatoid arthritis in the community?

- ☐ Yes
- ☐ No

Q15 Do you have a role in the long term care of patients who have been diagnosed with rheumatoid arthritis?

- ☐ Yes, I take the lead role in managing and monitoring their care
- ☐ Yes, but a specialist takes the lead role in managing and monitoring their care
- ☐ No, I have no role beyond the initial referral to a specialist [go to Q22]

Q16 Which of the following do you give patients who have been newly diagnosed with rheumatoid arthritis? (Yes/No)

- ☐ Written information about the symptoms of rheumatoid arthritis
- ☐ Written information about treatments for rheumatoid arthritis, including medication
- ☐ Details of organisations to contact for further information and support
- ☐ Information about continuing in employment
- ☐ Information about continuing interests and leisure activities
- ☐ A helpline number for help, advice or support
- ☐ Information about social security benefits

Q17 Which of the following comorbidities associated with rheumatoid arthritis and its treatments do you monitor for patients with rheumatoid arthritis?

(Yes/No)

- ☐ Cardiovascular disease
- ☐ Cancer
- ☐ Lung disease
- ☐ Skin conditions
- ☐ Cataract
- ☐ Depression
- ☐ Osteoporosis
- ☐ Infections
- ☐ Anaemia
- ☐ Gastrointestinal disorders
- ☐ Other, please specify - - -

Q18 How often do you refer patients with rheumatoid arthritis to the following types of support? (Always/Frequently/Sometimes/Rarely/Never)

- ☐ Chiropractic
- ☐ Heat therapy
- ☐ Nutritionist
- ☐ Occupational therapy
- ☐ Orthoses
- ☐ Osteopathy
- ☐ Physical therapy (exercise facilities)
- ☐ Physiotherapy
- ☐ Podiatry services
- ☐ Social counselling and support
- ☐ Stress management
- ☐ Whirlpool therapy
- ☐ Other complementary therapies (e.g. acupuncture or homeopathy)

Q19a Please indicate which of the following drugs you initiate for patients with suspected or confirmed rheumatoid arthritis: (Yes/No)

- ☐ Anti-inflammatories (non-steroidal ant-inflammatories)
- ☐ Anti-inflammatories (steroid tablets)
- ☐ Anti-inflammatories (steroid injections)
- ☐ Pain killers (paracetamol/codeine)
- ☐ Commonly-used disease-modifying drugs (DMARDs) [sulfasalazine, methotrexate, gold injections, gold tablets, penicillamine, leflunomide and hydroxychloroquine]
- ☐ Other DMARDs [azathioprine, cyclosporin, and cyclophosphamide]
- ☐ Anti-TNF drugs [etanercept, infliximab, adalimumab, and anakinra]
- ☐ Immunisations against infection

Q19b Please indicate which of the following drugs you repeat prescriptions for patients with suspected or confirmed rheumatoid arthritis: (Yes/No)

- ☐ Anti-inflammatories (non-steroidal anti-inflammatories)
- ☐ Anti-inflammatories (steroid tablets)
- ☐ Anti-inflammatories (steroid injections)
- ☐ Pain killers (paracetamol/codeine)
- ☐ Commonly-used disease-modifying drugs (DMARDs) [sulfasalazine, methotrexate, gold injections, gold tablets, penicillamine, leflunomide and hydroxychloroquine]
- ☐ Other DMARDs [azathioprine, cyclosporin, and cyclophosphamide]
- ☐ Anti-TNF drugs [etanercept, infliximab, adalimumab, and anakinra]
- ☐ Immunisations against infection

Q20 In your personal view, please rate the overall effectiveness of the NHS in the following aspects of caring for patients with rheumatoid arthritis? (Very effective/Fairly effective/Not very effective/Not at all effective/Don't know)

- ☐ Establishing a diagnosis
- ☐ Obtaining a prompt referral to a specialist
- ☐ Access to equipment to aid daily living
- ☐ Support and care to help mobility
- ☐ Information about self-management
- ☐ Services in the event of a flare up

Q21 In general, how well do you think NHS services meet the needs of people with rheumatoid arthritis in your area (please tick one)?

- ☐ Very well
- ☐ Fairly well
- ☐ Not very well
- ☐ Not at all well

Q22 If there was one thing you could change about current services for rheumatoid arthritis, what would it be and why?

- - -

Thank you for completing this questionnaire and for the information you have provided.