







3. In general, do you have all, most, some, a little or none of the **data** you need to assess: \*

|   | All                   | Most                  | Some                  | A little              | None                  | Don't know            | Not applicable        |
|---|-----------------------|-----------------------|-----------------------|-----------------------|-----------------------|-----------------------|-----------------------|
| Overall performance of mental health services in your area?                                       | <input type="radio"/> | <input type="radio"/> | <input type="radio"/> | <input type="radio"/> | <input type="radio"/> | <input type="radio"/> | <input type="radio"/> |
| How mental health patients and service users experience services?                                 | <input type="radio"/> | <input type="radio"/> | <input type="radio"/> | <input type="radio"/> | <input type="radio"/> | <input type="radio"/> | <input type="radio"/> |
| Outcomes for mental health patients and service users?  | <input type="radio"/> | <input type="radio"/> | <input type="radio"/> | <input type="radio"/> | <input type="radio"/> | <input type="radio"/> | <input type="radio"/> |
| Variations in access, experiences and outcomes between different groups in your local population? | <input type="radio"/> | <input type="radio"/> | <input type="radio"/> | <input type="radio"/> | <input type="radio"/> | <input type="radio"/> | <input type="radio"/> |
| How funding is distributed between different mental health service areas?                         | <input type="radio"/> | <input type="radio"/> | <input type="radio"/> | <input type="radio"/> | <input type="radio"/> | <input type="radio"/> | <input type="radio"/> |
| Actual costs of providing mental health services?   | <input type="radio"/> | <input type="radio"/> | <input type="radio"/> | <input type="radio"/> | <input type="radio"/> | <input type="radio"/> | <input type="radio"/> |
| Value for money of, or returns on investment, in mental health services?                          | <input type="radio"/> | <input type="radio"/> | <input type="radio"/> | <input type="radio"/> | <input type="radio"/> | <input type="radio"/> | <input type="radio"/> |
| Level of needs for different types of mental health services?                                     | <input type="radio"/> | <input type="radio"/> | <input type="radio"/> | <input type="radio"/> | <input type="radio"/> | <input type="radio"/> | <input type="radio"/> |
| Staffing levels and skill mix of the mental health workforce in your area?                        | <input type="radio"/> | <input type="radio"/> | <input type="radio"/> | <input type="radio"/> | <input type="radio"/> | <input type="radio"/> | <input type="radio"/> |

Comments



4.2 Next, potential barriers relating to **workforce**. To what extent have these been a significant barrier to efforts to improve mental health services across your local area?

If there are other significant workforce-related barriers, please type details in the box below and select level of significance. (If no other barriers, please select "Not applicable".) \*

|  | Very significant      | Quite significant     | Slightly significant  | Not significant at all | Don't know            | Not applicable        |
|--|-----------------------|-----------------------|-----------------------|------------------------|-----------------------|-----------------------|
| Shortages of specific NHS staff groups (please say which groups in the comments box) | <input type="radio"/> | <input type="radio"/> | <input type="radio"/> | <input type="radio"/>  | <input type="radio"/> | <input type="radio"/> |
| Staff morale   | <input type="radio"/> | <input type="radio"/> | <input type="radio"/> | <input type="radio"/>  | <input type="radio"/> | <input type="radio"/> |
| <input type="text" value="Other work"/>  | <input type="radio"/> | <input type="radio"/> | <input type="radio"/> | <input type="radio"/>  | <input type="radio"/> | <input type="radio"/> |

Comments



4.4 Finally, are there any **other** potential barriers? To what extent have these been a significant barrier to efforts to improve mental health services across your local area?

If there are other significant barriers not listed, please type details in the box below and select level of significance. (If no other barriers, please select "Not applicable".) \*

|  | Very significant      | Quite significant     | Slightly significant  | Not significant at all | Don't know            | Not applicable        |
|--|-----------------------|-----------------------|-----------------------|------------------------|-----------------------|-----------------------|
| Increases in demand outstripping provision | <input type="radio"/> | <input type="radio"/> | <input type="radio"/> | <input type="radio"/>  | <input type="radio"/> | <input type="radio"/> |
| Impact of COVID-19 pandemic                | <input type="radio"/> | <input type="radio"/> | <input type="radio"/> | <input type="radio"/>  | <input type="radio"/> | <input type="radio"/> |
| <input type="text" value="Other barrier"/> | <input type="radio"/> | <input type="radio"/> | <input type="radio"/> | <input type="radio"/>  | <input type="radio"/> | <input type="radio"/> |

(untitled)

---



5. Below is a list of potential **facilitators** to improving mental health services. To what extent have these been a significant facilitator for your efforts to improve mental health services?

If there are other significant facilitators, please type details in the box below and select level of significance. (If no other facilitators, please select "Not applicable".) \*

|   | Very significant      | Quite significant     | Not very significant  | Not significant at all | Don't know            | Not applicable        |
|---|-----------------------|-----------------------|-----------------------|------------------------|-----------------------|-----------------------|
| Strong national support to local systems                                  | <input type="radio"/> | <input type="radio"/> | <input type="radio"/> | <input type="radio"/>  | <input type="radio"/> | <input type="radio"/> |
| Strong local leadership in improving and expanding mental health services | <input type="radio"/> | <input type="radio"/> | <input type="radio"/> | <input type="radio"/>  | <input type="radio"/> | <input type="radio"/> |
| Clarity in accountability and governance arrangements across the system   | <input type="radio"/> | <input type="radio"/> | <input type="radio"/> | <input type="radio"/>  | <input type="radio"/> | <input type="radio"/> |
| Quality of joint working between local stakeholders                       | <input type="radio"/> | <input type="radio"/> | <input type="radio"/> | <input type="radio"/>  | <input type="radio"/> | <input type="radio"/> |
| Increases in available funding  | <input type="radio"/> | <input type="radio"/> | <input type="radio"/> | <input type="radio"/>  | <input type="radio"/> | <input type="radio"/> |
| Introduction of targets and standards for access and waiting times        | <input type="radio"/> | <input type="radio"/> | <input type="radio"/> | <input type="radio"/>  | <input type="radio"/> | <input type="radio"/> |
| Improved data on performance and activity                                 | <input type="radio"/> | <input type="radio"/> | <input type="radio"/> | <input type="radio"/>  | <input type="radio"/> | <input type="radio"/> |
| Improved data on mental   |                       |                       |                       |                        |                       |                       |

health service costs and spending

Other facilit

6. Thinking about mental health service users in your local area, to what extent are there **well-established pathways**... \*

Very well-established    Quite well-established    Not very well-established    Not well-established at all    Don't know    Not applicable

Between different mental health services provided by NHS trusts


Between NHS trusts' mental health services and voluntary, community or independent providers

Between NHS-trusts' mental health services and GP/primary care


Between NHS trusts mental health services

and  
community  
health  
services


Between  
NHS trusts'  
mental  
health  
services  
and acute  
health  
services



Between  
NHS trusts'  
mental  
health  
services  
and social  
care  
services



Between  
NHS trusts'  
mental  
health  
services  
and local  
authority  
services



**(untitled)**

---

7. Thinking about the longer term goal to close the gap between mental and physical health services, what do you think the three most important things are for your local area to address? \*

1.

2.

3.

8. Thinking about the longer term goal to close the gap between mental and physical health services, what do you think the three most important things are for national bodies, including DHSC, NHSE, HEE and NHS Digital, to address? \*

1.

2.

3.

**(untitled)**

---

9. Please let us know who has completed the survey (in case we have any queries about the answers you have given).

Name

Email Address

Role in  
ICS

Name of  
ICS

10. We may wish to speak to small number of respondents to explore in more detail particular issues emerging from the survey. As with the general survey, we may report anonymised findings from these interviews. If you are happy to be contacted for a short interview (up to an hour), please indicate this below. \*

- Yes, I am happy to be contacted for a further interview
- No, I do not wish to be contacted for a further interview